

50

**FILED**  
**OCT 29 2020**  
State Auditor & Inspector

**OKLAHOMA COUNTY  
2020-2021  
ESTIMATE OF NEEDS  
AND FINANCIAL STATEMENT OF THE  
FISCAL YEAR 2019-2020**

**BOARD OF COUNTY COMMISSIONERS OF  
OKLAHOMA COUNTY  
STATE OF OKLAHOMA**



Two copies of this Financial Statement and Estimate of Needs should be filed with the County Clerk. After approval by the Excise Board and the levies are made, both statements should be signed by the appropriate Board Members. One complete signed copy must be sent to the State Auditor and Inspector, Suite 100, State Capital, Oklahoma City, OK 73105. If publication may not be had by date required for filing, affidavit and proof of publication are required to be attached within five days after date of filing.

**THE 2020-2021 ESTIMATE OF NEEDS AND FINANCIAL  
STATEMENT OF THE FISCAL YEAR 2019-2020**

Prepared by David B. Hooten, Oklahoma County Clerk  
As Secretary to the Board of County Commissioners and Budget Board  
As approved by the following Budget Board Members  
Submitted to the Oklahoma County Excise Board  
This 20th day of September, 2020

Chairman	<u>Kevin Calver</u>	County Clerk	<u>D. B. Hooten</u>
Commissioner	<u>Carrie Blumsted</u>	Commissioner	<u>Ernie Mangley</u>
Treasurer	<u>Forest "Butch" Foreman</u>	Assessor	<u>Charles J. Glenn</u>
Court Clerk	<u>Rick Larson</u>	Sheriff	<u>W. B.</u>

**OKLAHOMA COUNTY  
2020-2021  
ESTIMATE OF NEEDS  
AND FINANCIAL STATEMENT OF THE  
FISCAL YEAR 2019-2020**

**INDEX**

**Letters and Certifications:**

Letter to Excise Board .....

Affidavid of Publication .....

Certificate of Excise Board.....Exhibit "Y"

**Exhibits:**

Exhibit "A" General Fund .....

Exhibit "G" Sinking Fund .....

Exhibit "I" Special Revenue Funds.....

Exhibit "J" Capital Project Funds.....

Exhibit "L" Internal Service Funds.....

Exhibit "Y" Certificate of Excise Board  
Estimate of Needs.....

**OKLAHOMA COUNTY  
2020-2021 ESTIMATE OF NEEDS  
AND FINANCIAL STATEMENT OF THE  
FISCAL YEAR 2019-2020**

OKLAHOMA COUNTY, STATE OF OKLAHOMA  
STATE OF OKLAHOMA, COUNTY OF OKLAHOMA, ss:

To the County Excise Board of said County and State, Greeting:

Pursuant to the requirements of 68 O.S. Section 3002, we submit herewith for your consideration, the within statement of the fiscal condition of the County of Oklahoma, State of Oklahoma, for the fiscal year beginning July 1, 2019 and ending June 30, 2020, together with an itemized statement of the estimated needs thereof for the fiscal year beginning July 1, 2020 and ending June 30, 2021. The same have been prepared in conformity to Statutes, in relation to which be it further noted that:

1. We, the members of the Budget Board of said County and State, do hereby certify that the statements herein submitted show the true and correct conditions of the fiscal affairs of said County for the fiscal year ending June 30, 2020, that said statements comprise a "full and accurate statement of the assessments, receipts and expenditures of the preceding year, made out in detail under separate heads" as required by the County Budget Act 19 O.S. Section 1401-1421; that said preparation and approval was had at official sessions of said Board on September 20, 2020.
2. And we further certify that the estimates of the several amounts necessary for current expenses for the fiscal year beginning July 1, 2020 and ending June 30, 2021 as shown under "Schedule 8" were prepared and the same have been correctly entered, and that all estimates made are entered as certified by Department heads for the respective purposes herein set out. We further certify that the sums requested for salaries of county officers and deputies are calculated and based upon authority of salary statutes currently effective and applicable in this county.
3. We further certify that the estimated income from sources other than ad valorem tax, shown on "Schedule 4", may reasonably be expected to be collected as a revenue during the ensuing fiscal year, and is not in excess of the 90% of the amounts collected for the same sources during the fiscal year ending June 30, 2020.

Dated at the office of the County Clerk, at Oklahoma City, Oklahoma this 17th day of September, 2020.

Kevin Calver  
Chairman of the Board

Carrie Blumett  
Commissioner

(Budget Board:)

Forrest "Butch" Forman  
Treasurer

Kirk Hansen  
Court Clerk

Ernie Mangham  
Commissioner  
D.B. Horton  
County Clerk Seal

Attest:

[Signature]  
Assessor  
[Signature]  
Sheriff

Filed this 21st day of September, 2020, Secretary and Clerk of Budget Board, Oklahoma County, Oklahoma

**GENERAL FUND ACCOUNTS COVERING THE PERIOD JULY 1, 2019 TO JUNE 30, 2020  
ESTIMATE OF NEEDS FOR 2020-2021**

**EXHIBIT "A"**

Schedule 1, Current Balance Sheet - June 30, 2020		Amount
<b>ASSETS:</b>		
Cash Balance June 30, 2020		\$ 25,171,615.98
Investments		
<b>TOTAL ASSETS</b>		<b>\$ 25,171,615.98</b>
<b>LIABILITIES AND RESERVES:</b>		
Warrants Outstanding		
Reserve for Interest on Warrants		
Reserves from Schedule 8		6,193,289.33
<b>TOTAL LIABILITIES AND RESERVES</b>		<b>\$ 6,193,289.33</b>
<b>CASH FUND BALANCE JUNE 30, 2020</b>		<b>\$ 18,978,326.65</b>
<b>TOTAL LIABILITIES, RESERVES AND CASH FUND BALANCE</b>		<b>\$ 25,171,615.98</b>

Schedule 2, Revenue and Requirements - 2020-21		
	Detail	Total
<b>REVENUE:</b>		
Cash Balance June 30, 2019	\$ 22,138,188.77	
Cash Fund Balance Transferred from Prior Years		
Current Ad Valorem Tax Apportioned	76,222,296.92	
Miscellaneous Revenue Apportioned	21,563,594.32	
<b>TOTAL REVENUE</b>		<b>\$ 119,924,080.01</b>
<b>REQUIREMENTS:</b>		
Checks Issued 19-20	\$ 83,376,367.66	
Checks Issued 18-19	5,382,630.37	
Reserves from Schedule 8	6,193,289.33	
Transfer to Other Funds	5,993,466.00	
<b>TOTAL REQUIREMENTS</b>		<b>\$ 100,945,753.36</b>
<b>ADD: CASH FUND BALANCE AS PER BALANCE SHEET 6-30-20</b>		<b>\$ 18,978,326.65</b>
<b>TOTAL REQUIREMENTS AND CASH FUND BALANCE</b>		<b>\$ 119,924,080.01</b>

Schedule 3, Cash Fund Balance Analysis - June 30, 2020		Amount
<b>ADDITIONS:</b>		
Miscellaneous Revenue Collected in Excess of Estimates-Net		\$ 2,719,191.70
Fiscal Year 2019-20 Lapsed Appropriations		11,969,882.62
Fiscal Year 2018-19 Lapsed Appropriations		766,168.01
Ad Valorem Tax Collections in Excess of Estimate		3,523,084.32
Transfers in excess of Budgeted		0.00
<b>TOTAL ADDITIONS</b>		<b>\$ 18,978,326.65</b>
<b>DEDUCTIONS:</b>		
Supplemental Appropriations		\$ -
Current Tax in Process of Collection		
<b>TOTAL DEDUCTIONS</b>		<b>\$ -</b>
<b>Cash Fund Balance as per Balance Sheet 6-30-20</b>		<b>\$ 18,978,326.65</b>
<b>Cash</b>		
<b>Cash Fund Balance as per Balance Sheet 6-30-20</b>		<b>\$ 18,978,326.65</b>

**GENERAL FUND ACCOUNTS COVERING THE PERIOD JULY 1, 2019 TO JUNE 30, 2020  
ESTIMATE OF NEEDS FOR 2020-2021**

<b>EXHIBIT "A"</b>		
<b>Schedule 4, Miscellaneous Revenue</b>		
<b>SOURCE</b>	<b>2019-20 ACCOUNT</b>	
	<b>AMOUNT ESTIMATED</b>	<b>ACTUALLY COLLECTED</b>
<b>Miscellaneous Property Taxes</b>		
Advalorem Tax - Prior	2,194,742.74	2,501,917.37
Protest Taxes Released	-	-
Misc Property Taxes	337,063.26	1,872,795.05
<b>Intergovernmental Revenues:</b>		
Motor Vehicle Stamps	338,066.66	368,678.73
Motor Vehicle Collections	1,060,902.60	1,161,156.56
Revaluation - Cities & Schools	4,439,364.68	4,439,364.67
Juv. Detention - Lunches	102,470.48	80,715.60
Juvenile Detention Services	2,607,852.00	2,636,145.60
Juv. Justice - Maintenance	57,465.96	73,307.74
Juv. Justice - DHS Rent	481,391.64	481,391.64
Juv. Justice - Alt to Detention/Transportation	10,515.86	8,378.78
Juv. Justice - Link	1,638.00	815.00
Pharmacy Reimb for Social Services	334,000.00	290,031.11
Sheriff - SCAAP Grant	-	76,332.04
DA Revolving	150,000.00	78,170.15
Election Board - Salary	76,145.52	91,750.71
Election Board - Expense	28,102.12	48,809.01
Election Board - Municipality Reimb	58,764.09	84,197.53
Court Fund Maintenance	716,093.04	615,070.06
Court Revolving Fund Reimb	-	-
<b>Charge for Services:</b>		
County Clerk Fees	4,510,735.54	5,069,287.79
County Treasurer Fees	5,523.30	6,071.25
Public Records	6,811.34	7,882.58
Miscellaneous Charge for Services	4,667.63	2,537.44
<b>Interest Income</b>	<b>1,000,000.00</b>	<b>824,111.55</b>
<b>Miscellaneous Revenue:</b>		
PBA Residual/Admin Overhead	59,007.97	50,000.00
PBA reimb. For Utilities	83,982.30	60,791.59
Criminal Justice Authority Reimb	-	27,055.90
Royalty	37,392.85	28,243.60
Rental-Misc	43,504.14	36,021.78
Reimburse Resale Property Exp.	-	-
Retirement Reimb for Bailiffs	4,171.92	4,591.92
Remington Park - Tax	33,559.56	29,777.88
Miscellaneous Reimbursements	60,467.41	508,193.69
<b>GRAND TOTAL</b>	<b>18,844,402.62</b>	<b>21,563,594.32</b>
<b>S.A. &amp; I Form 2631R97</b>		



**GENERAL FUND ACCOUNTS COVERING THE PERIOD JULY 1, 2019 TO JUNE 30, 2020  
ESTIMATE OF NEEDS FOR 2020-21**

**EXHIBIT "A"**

Schedule 5, Expenditures General Fund Accounts of Current and All Prior Years	
CURRENT AND ALL PRIOR YEARS	2019-20
Cash Balance Reported to Excise Board 6-30-19	\$ 22,138,188.77
Cash Balance Transferred Out	(5,993,466.00)
Cash Balance Transferred In	0.00
Adjusted Cash Balances	\$ 16,144,722.77
Current Advalorem Tax Apportioned	76,222,296.92
Miscellaneous Revenue (Schedule 4)	21,563,594.32
Cash Fund Balance Forward from Preceding Year	
Prior Expenditures Recovered	
<b>TOTAL RECEIPTS</b>	<b>\$ 97,785,891.24</b>
<b>TOTAL RECEIPTS AND BALANCE</b>	<b>\$ 113,930,614.01</b>
Checks Issued 19-20	(83,376,367.66)
Checks Issued 18-19	(5,382,630.37)
<b>TOTAL DISBURSEMENTS</b>	<b>\$ (88,758,998.03)</b>
<b>CASH BALANCE JUNE 30, 2020</b>	<b>\$ 25,171,615.98</b>
Reserve for Warrants Outstanding	
Reserves From Schedule 8	6,193,289.33
<b>TOTAL LIABILITIES AND RESERVE</b>	<b>\$ 6,193,289.33</b>
DEFICT:	
<b>CASH FUND BALANCE FORWARD TO SUCCEEDING YEAR</b>	<b>\$ 18,978,326.65</b>

Schedule 6, General Fund Warrant Account of Current and All Prior Years	
CURRENT AND ALL PRIOR YEARS	TOTAL
Warrants Outstanding 6-30-19 of Year in Caption	\$ -
Warrants Registered During Year	
<b>TOTAL</b>	<b>\$ -</b>
Warrants Paid During Year	
Warrants Converted to Bonds or Judgments	
Warrants Cancelled	
Warrants Estopped by Statute	
<b>BALANCE WARRANTS OUTSTANDING JUNE 30, 2020</b>	<b>\$ -</b>

Schedule 7, 2019 Ad Valorem Tax Account		
2019 Net Valuation Certified to County Excise Board \$7,645,220,790	10.35 Mills	Amount
Total Proceeds of Levy as Certified		\$ 79,128,035.18
Additions:		
Deductions:		(180,245.52)
Gross Balance Tax		\$ 78,947,789.66
Less Reserve for Delinquent Tax		7,269,921.26
Reserve for Protest Pending		0.00
Distribution Portion of TIF		841,098.69
Balance Available Tax		72,518,967.09
Deduct 2018 Tax Apportioned		76,222,296.92
Net Balance 2019 Tax in Process of Collection or Excess Collections		(3,703,329.83)

**GENERAL FUND ACCOUNTS COVERING THE PERIOD JULY 1, 2019, TO JUNE 30, 2020  
ESTIMATE OF NEEDS FOR 2020-21**

**EXHIBIT "A"**

Schedule 8(b), Report of Prior Year's Expenditures					
DEPARTMENTS OF GOVERNMENT APPROPRIATED ACCOUNTS	FISCAL YEAR ENDING JUNE 30, 2019				
	Reserves 06/30/19	Checks Since Issued	Claims Pending 6/30/19	Balance Lapsed Appropriations	Original Approved Appropriations
<b>Total Fund - General Fund 1001</b>					
51000 Salary and Wages	\$ 1,092,321.80	\$ 1,092,321.80	\$ -	\$ -	\$ 41,643,181.00
52000 Fringe Benefits	\$ 218,122.67	\$ 218,122.67	\$ -	\$ -	\$ 21,173,685.00
53000 Travel	\$ 25,032.58	\$ 24,767.58	\$ -	\$ 265.00	\$ 341,171.00
54000 Maintenance & Operation	\$ 3,329,292.76	\$ 2,570,766.64	\$ -	\$ 758,526.12	\$ 30,833,145.00
55000 Capital Outlay	\$ 1,484,028.57	\$ 1,476,651.68	\$ -	\$ 7,376.89	\$ 698,521.00
<b>Grand Total</b>	<b>\$ 6,148,798.38</b>	<b>\$ 5,382,630.37</b>	<b>\$ -</b>	<b>\$ 766,168.01</b>	<b>\$ 94,689,703.00</b>
<b>110 General Government</b>					
51000 Salary and Wages	-	-	-	-	1,200.00
52000 Fringe Benefits	-	-	-	-	4,592.00
53000 Travel	-	-	-	-	-
54000 Maintenance & Operation	602,109.92	612,076.83	-	(9,966.91)	7,097,851.00
55000 Capital Outlay	-	-	-	-	1,428.00
<b>Total</b>	<b>602,109.92</b>	<b>612,076.83</b>	<b>-</b>	<b>(9,966.91)</b>	<b>7,105,071.00</b>
<b>120 Commissioners</b>					
51000 Salary and Wages	8,772.39	8,772.39	-	-	315,788.00
52000 Fringe Benefits	1,723.78	1,723.78	-	-	105,331.00
53000 Travel	-	-	-	-	21,650.00
54000 Maintenance & Operation	-	-	-	-	2,160.00
55000 Capital Outlay	-	-	-	-	-
<b>Total</b>	<b>10,496.17</b>	<b>10,496.17</b>	<b>-</b>	<b>-</b>	<b>444,929.00</b>
<b>130 Assessor</b>					
51000 Salary and Wages	53,211.12	53,211.12	-	-	1,903,834.00
52000 Fringe Benefits	9,846.66	9,846.66	-	-	870,725.00
53000 Travel	305.04	305.04	-	-	27,775.00
54000 Maintenance & Operation	3,011.39	2,757.89	-	253.50	177,100.00
55000 Capital Outlay	21,724.35	21,457.47	-	266.88	29,200.00
<b>Total</b>	<b>88,098.56</b>	<b>87,578.18</b>	<b>-</b>	<b>520.38</b>	<b>3,008,634.00</b>
<b>140 Assessor Revaluation</b>					
51000 Salary and Wages	71,738.62	71,738.62	-	-	2,891,260.00
52000 Fringe Benefits	14,096.63	14,096.63	-	-	1,412,292.00
53000 Travel	20,887.29	20,887.29	-	-	127,000.00
54000 Maintenance & Operation	9,239.87	8,771.87	-	468.00	831,386.00
55000 Capital Outlay	56,037.20	55,737.20	-	300.00	21,950.00
<b>Total</b>	<b>171,999.61</b>	<b>171,231.61</b>	<b>-</b>	<b>768.00</b>	<b>5,283,888.00</b>
<b>150 Treasurer</b>					
51000 Salary and Wages	12,188.73	12,188.73	-	-	472,649.00
52000 Fringe Benefits	2,395.09	2,395.09	-	-	253,067.00
53000 Travel	-	-	-	-	4,800.00
54000 Maintenance & Operation	326.26	326.26	-	-	145,621.00
55000 Capital Outlay	210.14	210.14	-	-	4,000.00
<b>Total</b>	<b>15,120.22</b>	<b>15,120.22</b>	<b>-</b>	<b>-</b>	<b>880,137.00</b>
<b>160 Court Clerk</b>					
51000 Salary and Wages	146,356.60	146,356.60	-	-	5,704,936.00
52000 Fringe Benefits	28,354.09	28,354.09	-	-	2,667,772.00
53000 Travel	6.96	6.96	-	-	10,000.00
54000 Maintenance & Operation	2,050.61	933.94	-	1,116.67	167,919.00
55000 Capital Outlay	707.99	707.99	-	-	50,000.00
<b>Total</b>	<b>177,476.25</b>	<b>176,359.58</b>	<b>-</b>	<b>1,116.67</b>	<b>8,600,627.00</b>



GENERAL FUND ACCOUNTS COVERING THE PERIOD JULY 1, 2019, TO JUNE 30, 2020  
ESTIMATE OF NEEDS FOR 2020-21

Section 68 O.S. Section 3010 for definitions

Governmental Budget Accounts

FISCAL YEAR ENDING JUNE 30, 2020						Fiscal Year 2020/2021	
Supplemental Adjustments		Net Amount of Appropriations	Checks Issued	Reserves	Lapsed Bal. Known to be Unencumbered	Needs as Estimated by Governing Board	Approved by County Excise Board
Added	Cancelled						
\$ 3,062,244.51	\$ (411,104.46)	\$ 44,294,321.05	\$ 41,740,895.44	\$ 1,246,781.05	\$ 1,321,625.08	\$ 34,632,287.00	\$ 34,632,287.00
\$ 870,880.91	\$ (1,174,244.51)	\$ 20,870,322.40	\$ 20,139,655.94	\$ 237,781.87	\$ 492,884.59	\$ 14,989,390.00	\$ 14,989,390.00
\$ 24,000.00	\$ (72,172.85)	\$ 292,998.15	\$ 198,333.10	\$ 11,738.40	\$ 82,926.65	\$ 373,850.00	\$ 373,850.00
\$ 4,248,885.40	\$ (532,198.79)	\$ 34,549,831.61	\$ 20,657,996.56	\$ 4,037,241.51	\$ 9,854,593.54	\$ 52,381,939.00	\$ 52,381,939.00
\$ 818,564.88	\$ -	\$ 1,517,085.88	\$ 639,486.62	\$ 659,746.50	\$ 217,852.76	\$ 880,552.00	\$ 880,552.00
\$ 9,024,575.70	\$ (2,189,720.61)	\$ 101,524,559.09	\$ 83,376,367.66	\$ 6,193,289.33	\$ 11,969,882.62	\$ 103,258,018.00	\$ 103,258,018.00
-	-	1,200.00	1,200.00	-	-	1,200.00	1,200.00
100.00	-	4,692.00	4,683.83	-	8.17	4,692.00	4,692.00
-	-	-	-	-	-	-	-
941,228.50	-	8,039,079.50	6,227,527.40	712,923.98	1,098,628.12	38,260,094.00	38,260,094.00
-	-	1,428.00	1,428.00	-	-	1,428.00	1,428.00
941,328.50	-	8,046,399.50	6,234,839.23	712,923.98	1,098,636.29	38,267,414.00	38,267,414.00
-	-	315,788.00	307,015.29	8,772.39	0.32	315,788.00	315,788.00
250.00	-	105,581.00	103,810.68	1,723.78	46.54	101,743.00	101,743.00
2,350.00	-	24,000.00	24,000.00	-	-	24,000.00	24,000.00
-	-	2,160.00	1,980.00	-	180.00	2,160.00	2,160.00
-	-	-	-	-	-	-	-
2,600.00	-	447,529.00	436,805.97	10,496.17	226.86	443,691.00	443,691.00
-	-	1,903,834.00	1,838,240.90	52,323.61	13,269.49	2,048,874.00	2,048,874.00
-	(15,000.00)	855,726.00	825,676.40	10,281.59	19,768.01	831,089.00	831,089.00
-	(10,000.00)	17,775.00	15,168.24	208.20	2,398.56	31,975.00	31,975.00
25,000.00	-	202,100.00	89,133.85	101,728.09	11,238.06	267,390.00	267,390.00
-	-	29,200.00	25,735.67	2,227.29	1,237.04	33,200.00	33,200.00
25,000.00	(25,000.00)	3,008,635.00	2,793,955.06	166,768.78	47,911.16	3,212,528.00	3,212,528.00
-	-	2,891,260.00	2,690,562.18	75,264.71	125,433.11	3,110,597.00	3,110,597.00
-	-	1,412,292.00	1,253,032.10	14,789.52	144,470.38	1,324,663.00	1,324,663.00
-	(18,000.00)	109,000.00	72,105.33	5,134.21	31,760.46	135,500.00	135,500.00
-	(33,000.00)	798,386.00	699,379.16	11,599.00	87,407.84	924,910.00	924,910.00
51,000.00	-	72,950.00	33,355.83	37,089.38	2,504.79	26,950.00	26,950.00
51,000.00	(51,000.00)	5,283,888.00	4,748,434.60	143,876.82	391,576.58	5,522,620.00	5,522,620.00
-	-	472,649.00	457,197.88	13,424.51	2,026.61	530,393.00	530,393.00
-	-	253,067.00	210,516.13	2,637.92	39,912.95	262,532.00	262,532.00
800.00	-	5,600.00	5,600.00	-	-	6,000.00	6,000.00
-	-	145,621.00	58,480.45	50,384.50	36,756.05	146,121.00	146,121.00
-	-	4,000.00	2,311.54	210.14	1,478.32	8,500.00	8,500.00
800.00	-	880,937.00	734,106.00	66,657.07	80,173.93	953,546.00	953,546.00
-	(30,430.20)	5,674,505.80	5,487,898.93	155,702.67	30,904.20	6,339,577.00	6,339,577.00
28,431.20	-	2,696,203.20	2,665,607.63	30,595.57	-	2,738,455.00	2,738,455.00
-	-	10,000.00	7,710.32	210.00	2,079.68	11,200.00	11,200.00
2,000.00	-	169,919.00	155,823.89	14,083.81	11.30	167,919.00	167,919.00
-	-	50,000.00	-	11,629.07	38,370.93	50,000.00	50,000.00
30,431.20	(30,430.20)	8,600,628.00	8,317,040.77	212,221.12	71,366.11	9,307,151.00	9,307,151.00

GENERAL FUND ACCOUNTS COVERING THE PERIOD JULY 1, 2019, TO JUNE 30, 2020  
ESTIMATE OF NEEDS FOR 2020-21

DEPARTMENTS OF GOVERNMENT APPROPRIATED ACCOUNTS	FISCAL YEAR ENDING JUNE 30, 2019				
	Reserves 06/30/19	Checks Since Issued	Claims Pending 6/30/19	Balance Lapsed Appropriations	Original Approved Appropriations
<b>170 County Clerk</b>					
51000 Salary and Wages	48,980.05	48,980.05	-	-	1,640,759.00
52000 Fringe Benefits	9,177.53	9,177.53	-	-	655,859.00
53000 Travel	139.21	139.21	-	-	18,540.00
54000 Maintenance & Operation	47,337.05	44,850.09	-	2,486.96	136,179.00
55000 Capital Outlay	2,921.62	1,122.62	-	1,799.00	39,892.00
<b>Total</b>	<b>108,555.46</b>	<b>104,269.50</b>	<b>-</b>	<b>4,285.96</b>	<b>2,491,229.00</b>
<b>180 Excise &amp; Equalization</b>					
51000 Salary and Wages	1,125.00	1,125.00	-	-	29,025.00
52000 Fringe Benefits	86.06	86.06	-	-	2,221.00
53000 Travel	1,577.60	1,577.60	-	-	6,550.00
54000 Maintenance & Operation	171.36	171.36	-	-	2,780.00
55000 Capital Outlay	-	-	-	-	2,000.00
<b>Total</b>	<b>2,960.02</b>	<b>2,960.02</b>	<b>-</b>	<b>-</b>	<b>42,576.00</b>
<b>190 County Audit</b>					
51000 Salary and Wages	-	-	-	-	-
52000 Fringe Benefits	-	-	-	-	-
53000 Travel	-	-	-	-	-
54000 Maintenance & Operation	6,154.07	6,154.07	-	-	712,320.00
55000 Capital Outlay	132.52	132.52	-	-	6,600.00
<b>Total</b>	<b>6,286.59</b>	<b>6,286.59</b>	<b>-</b>	<b>-</b>	<b>718,920.00</b>
<b>200 District Attorney - State</b>					
51000 Salary and Wages	-	-	-	-	-
52000 Fringe Benefits	-	-	-	-	-
53000 Travel	-	-	-	-	-
54000 Maintenance & Operation	5,531.54	5,388.24	-	143.30	113,515.00
55000 Capital Outlay	211.15	211.15	-	-	36,485.00
<b>Total</b>	<b>5,742.69</b>	<b>5,599.39</b>	<b>-</b>	<b>143.30</b>	<b>150,000.00</b>
<b>210 District Attorney - County</b>					
51000 Salary and Wages	-	-	-	-	-
52000 Fringe Benefits	-	-	-	-	-
53000 Travel	-	-	-	-	1,000.00
54000 Maintenance & Operation	3,395.47	3,395.47	-	-	66,398.00
55000 Capital Outlay	-	-	-	-	5,000.00
<b>Total</b>	<b>3,395.47</b>	<b>3,395.47</b>	<b>-</b>	<b>-</b>	<b>72,398.00</b>
<b>230 Public Defender</b>					
51000 Salary and Wages	-	-	-	-	-
52000 Fringe Benefits	-	-	-	-	-
53000 Travel	-	-	-	-	5,000.00
54000 Maintenance & Operation	4,057.26	3,607.14	-	450.12	43,720.00
55000 Capital Outlay	2,061.80	438.70	-	1,623.10	11,000.00
<b>Total</b>	<b>6,119.06</b>	<b>4,045.84</b>	<b>-</b>	<b>2,073.22</b>	<b>59,720.00</b>
<b>240 Purchasing</b>					
51000 Salary and Wages	5,516.98	5,516.98	-	-	204,558.00
52000 Fringe Benefits	1,084.09	1,084.09	-	-	130,820.00
53000 Travel	-	-	-	-	950.00
54000 Maintenance & Operation	504.03	504.03	-	-	12,080.00
55000 Capital Outlay	230.96	230.96	-	-	5,000.00
<b>Total</b>	<b>7,336.06</b>	<b>7,336.06</b>	<b>-</b>	<b>-</b>	<b>353,408.00</b>

GENERAL FUND ACCOUNTS COVERING THE PERIOD JULY 1, 2019, TO JUNE 30, 2020  
ESTIMATE OF NEEDS FOR 2020-21

FISCAL YEAR ENDING JUNE 30, 2020						Fiscal Year 2020/2021	
Supplemental Adjustments		Net Amount of Appropriations	Checks Issued	Reserves	Lapsed Bal. Known to be Unencumbered	Needs as Estimated by Governing Board	Approved by County Excise Board
Added	Cancelled						
-	(3,000.00)	1,637,759.00	1,593,198.91	42,946.77	1,613.32	1,759,027.00	1,759,027.00
3,000.00	-	658,859.00	649,413.76	8,439.04	1,006.20	664,494.00	664,494.00
-	-	18,540.00	11,920.20	-	6,619.80	19,740.00	19,740.00
-	-	136,179.00	104,678.13	3,074.34	28,426.53	128,223.00	128,223.00
-	-	39,892.00	34,201.74	1,577.80	4,112.46	39,767.00	39,767.00
3,000.00	(3,000.00)	2,491,229.00	2,393,412.74	56,037.95	41,778.31	2,611,251.00	2,611,251.00
-	-	29,025.00	9,225.00	4,125.00	15,675.00	29,025.00	29,025.00
-	-	2,221.00	705.78	315.56	1,199.66	2,221.00	2,221.00
-	-	6,550.00	367.72	1,813.58	4,368.70	7,330.00	7,330.00
-	-	2,780.00	802.48	743.99	1,233.53	2,000.00	2,000.00
-	-	2,000.00	-	-	2,000.00	2,000.00	2,000.00
-	-	42,576.00	11,100.98	6,998.13	24,476.89	42,576.00	42,576.00
-	-	-	-	-	-	-	-
-	-	-	-	-	-	-	-
-	-	-	-	-	-	-	-
8,072.00	-	720,392.00	424,290.63	114,175.04	181,926.33	751,898.00	751,898.00
-	-	6,600.00	1,457.72	132.52	5,009.76	6,600.00	6,600.00
8,072.00	-	726,992.00	425,748.35	114,307.56	186,936.09	758,498.00	758,498.00
-	-	-	-	-	-	-	-
-	-	-	-	-	-	-	-
-	-	-	-	-	-	-	-
-	-	113,515.00	85,416.49	4,521.85	23,576.66	113,515.00	113,515.00
-	-	36,485.00	19,311.20	418.93	16,754.87	36,485.00	36,485.00
-	-	150,000.00	104,727.69	4,940.78	40,331.53	150,000.00	150,000.00
-	-	-	-	-	-	-	-
-	-	-	-	-	-	-	-
-	-	1,000.00	55.86	-	944.14	500.00	500.00
-	-	66,398.00	47,285.80	17,902.39	1,209.81	66,398.00	66,398.00
-	-	5,000.00	2,773.80	-	2,226.20	5,000.00	5,000.00
-	-	72,398.00	50,115.46	17,902.39	4,380.15	71,898.00	71,898.00
-	-	-	-	-	-	-	-
-	-	-	-	-	-	-	-
-	-	5,000.00	4,495.00	-	505.00	7,000.00	7,000.00
-	-	43,720.00	33,505.60	9,159.78	1,054.62	43,720.00	43,720.00
-	-	11,000.00	4,835.97	2,942.61	3,221.42	11,000.00	11,000.00
-	-	59,720.00	42,836.57	12,102.39	4,781.04	61,720.00	61,720.00
-	-	-	-	-	-	-	-
50,000.00	-	254,558.00	247,326.94	6,684.70	546.36	272,114.00	272,114.00
28,949.00	-	159,769.00	145,042.06	1,313.54	13,413.40	154,630.00	154,630.00
500.00	-	1,450.00	1,107.27	-	342.73	7,700.00	7,700.00
2,580.00	-	14,660.00	12,252.88	568.00	1,839.12	15,339.00	15,339.00
500.00	-	5,500.00	5,111.90	346.44	41.66	5,500.00	5,500.00
82,529.00	-	435,937.00	410,841.05	8,912.68	16,183.27	455,283.00	455,283.00

GENERAL FUND ACCOUNTS COVERING THE PERIOD JULY 1, 2019, TO JUNE 30, 2020  
ESTIMATE OF NEEDS FOR 2020-21

DEPARTMENTS OF GOVERNMENT APPROPRIATED ACCOUNTS	FISCAL YEAR ENDING JUNE 30, 2019				Original Approved Appropriations
	Reserves 06/30/19	Checks Since Issued	Claims Pending 6/30/19	Balance Lapsed Appropriations	
<b>250 Election Board</b>					
51000 Salary and Wages	34,205.55	34,205.55	-	-	1,005,093.00
52000 Fringe Benefits	5,012.95	5,012.95	-	-	374,471.00
53000 Travel	225.04	225.04	-	-	38,106.00
54000 Maintenance & Operation	9,229.64	6,535.12	-	2,694.52	187,384.00
55000 Capital Outlay	208.08	208.08	-	-	12,300.00
<b>Total</b>	<b>48,881.26</b>	<b>46,186.74</b>	<b>-</b>	<b>2,694.52</b>	<b>1,617,354.00</b>
<b>260 HR/Environmental Health &amp; Safety</b>					
51000 Salary and Wages	11,408.93	11,408.93	-	-	446,748.00
52000 Fringe Benefits	2,155.19	2,155.19	-	-	216,251.00
53000 Travel	241.28	241.28	-	-	7,000.00
54000 Maintenance & Operation	784.30	784.30	-	-	26,860.00
55000 Capital Outlay	3,344.47	3,344.47	-	-	9,500.00
<b>Total</b>	<b>17,934.17</b>	<b>17,934.17</b>	<b>-</b>	<b>-</b>	<b>706,359.00</b>
<b>265 Employees Benefit Department</b>					
51000 Salary and Wages	5,950.28	5,950.28	-	-	223,611.00
52000 Fringe Benefits	1,169.23	1,169.23	-	-	111,560.00
53000 Travel	-	-	-	-	6,000.00
54000 Maintenance & Operation	914.52	914.52	-	-	11,900.00
55000 Capital Outlay	317.38	314.34	-	3.04	2,257.00
<b>Total</b>	<b>8,351.41</b>	<b>8,348.37</b>	<b>-</b>	<b>3.04</b>	<b>355,328.00</b>
<b>270 MIS</b>					
51000 Salary and Wages	35,917.02	35,917.02	-	-	1,295,011.00
52000 Fringe Benefits	6,766.00	6,766.00	-	-	584,034.00
53000 Travel	1,169.43	1,169.43	-	-	11,500.00
54000 Maintenance & Operation	125,277.72	78,799.56	-	46,478.16	2,088,003.00
55000 Capital Outlay	43,277.15	43,277.15	-	-	178,446.00
<b>Total</b>	<b>212,407.32</b>	<b>165,929.16</b>	<b>-</b>	<b>46,478.16</b>	<b>4,156,994.00</b>
<b>280 Facilities Management-Courthouse</b>					
51000 Salary and Wages	20,931.97	20,931.97	-	-	890,416.00
52000 Fringe Benefits	4,113.14	4,113.14	-	-	437,401.00
53000 Travel	-	-	-	-	3,000.00
54000 Maintenance & Operation	67,847.76	64,093.26	-	3,754.50	226,260.00
55000 Capital Outlay	63,383.74	61,919.93	-	1,463.81	63,768.00
<b>Total</b>	<b>156,276.61</b>	<b>151,058.30</b>	<b>-</b>	<b>5,218.31</b>	<b>1,620,845.00</b>
<b>285 Facilities Management - Custodial</b>					
51000 Salary and Wages	-	-	-	-	-
52000 Fringe Benefits	-	-	-	-	-
53000 Travel	-	-	-	-	-
54000 Maintenance & Operation	61,970.66	61,970.66	-	-	270,209.00
55000 Capital Outlay	-	-	-	-	-
<b>Total</b>	<b>61,970.66</b>	<b>61,970.66</b>	<b>-</b>	<b>-</b>	<b>270,209.00</b>
<b>300 Planning Commission</b>					
51000 Salary and Wages	-	-	-	-	-
52000 Fringe Benefits	-	-	-	-	-
53000 Travel	-	-	-	-	-
54000 Maintenance & Operation	105,800.32	86,032.17	-	19,768.15	-
55000 Capital Outlay	-	-	-	-	-
<b>Total</b>	<b>105,800.32</b>	<b>86,032.17</b>	<b>-</b>	<b>19,768.15</b>	<b>-</b>

GENERAL FUND ACCOUNTS COVERING THE PERIOD JULY 1, 2019, TO JUNE 30, 2020  
ESTIMATE OF NEEDS FOR 2020-21

FISCAL YEAR ENDING JUNE 30, 2020						Fiscal Year 2020/2021	
Supplemental Adjustments		Net Amount of Appropriations	Checks Issued	Reserves	Lapsed Bal. Known to be Unencumbered	Needs as Estimated by Governing Board	Approved by County Excise Board
Added	Cancelled						
25,000.00	-	1,030,093.00	923,314.73	67,624.48	39,153.79	1,140,282.00	1,140,282.00
-	(12,276.00)	362,195.00	347,460.97	7,711.42	7,022.61	376,705.00	376,705.00
-	(20,000.00)	18,106.00	8,137.06	2,077.49	7,891.45	18,805.00	18,805.00
60,615.89	-	247,999.89	211,688.72	10,976.88	25,334.29	271,140.00	271,140.00
19,475.00	-	31,775.00	12,045.20	19,460.08	269.72	14,325.00	14,325.00
105,090.89	(32,276.00)	1,690,168.89	1,502,646.68	107,850.35	79,671.86	1,821,256.00	1,821,256.00
1,200.00	-	447,948.00	421,347.68	11,227.54	15,372.78	485,754.00	485,754.00
-	(4,764.20)	211,486.80	187,442.47	2,206.21	21,838.12	209,685.00	209,685.00
5,000.00	-	12,000.00	8,033.20	89.13	3,877.67	7,500.00	7,500.00
-	-	26,860.00	22,999.12	1,118.84	2,742.04	35,470.00	35,470.00
-	-	9,500.00	8,458.71	788.17	253.12	9,500.00	9,500.00
6,200.00	(4,764.20)	707,794.80	648,281.18	15,429.89	44,083.73	747,910.00	747,910.00
-	-	223,611.00	217,425.46	6,041.07	144.47	235,970.00	235,970.00
-	-	111,560.00	108,668.20	1,187.07	1,704.73	107,064.00	107,064.00
-	(5,450.00)	550.00	-	550.00	-	6,000.00	6,000.00
-	-	11,900.00	9,764.32	1,109.95	1,025.73	11,900.00	11,900.00
5,450.00	-	7,707.00	4,035.80	595.54	3,075.66	2,257.00	2,257.00
5,450.00	(5,450.00)	355,328.00	339,893.78	9,483.63	5,950.59	363,191.00	363,191.00
-	(995.62)	1,294,015.38	1,237,354.16	34,746.14	21,915.08	1,359,761.00	1,359,761.00
994.62	-	585,028.62	578,201.00	6,827.62	-	592,215.00	592,215.00
-	-	11,500.00	2,375.44	390.00	8,734.56	11,500.00	11,500.00
-	(140,965.00)	1,947,038.00	1,586,829.76	179,180.23	181,028.01	2,057,644.00	2,057,644.00
210,965.00	-	389,411.00	270,278.49	90,978.95	28,153.56	328,446.00	328,446.00
211,959.62	(141,960.62)	4,226,993.00	3,675,038.85	312,122.94	239,831.21	4,349,566.00	4,349,566.00
-	(40,000.00)	850,416.00	802,623.52	21,770.68	26,021.80	1,035,737.00	1,035,737.00
-	(25,000.00)	412,401.00	327,621.66	4,277.94	80,501.40	452,894.00	452,894.00
-	(3,000.00)	-	-	-	-	3,300.00	3,300.00
100,000.00	-	326,260.00	230,492.58	64,777.10	30,990.32	296,260.00	296,260.00
25,000.00	-	88,768.00	11,341.93	61,226.40	16,199.67	63,768.00	63,768.00
125,000.00	(68,000.00)	1,677,845.00	1,372,079.69	152,052.12	153,713.19	1,851,959.00	1,851,959.00
-	-	-	-	-	-	-	-
-	-	-	-	-	-	-	-
-	-	-	-	-	-	-	-
93,250.00	-	363,459.00	256,283.57	90,750.14	16,425.29	245,850.00	245,850.00
-	-	-	-	-	-	-	-
93,250.00	-	363,459.00	256,283.57	90,750.14	16,425.29	245,850.00	245,850.00
120,640.00	-	120,640.00	113,784.23	5,418.61	1,437.16	204,812.00	204,812.00
56,000.00	-	56,000.00	54,130.20	1,064.75	805.05	89,517.00	89,517.00
7,800.00	-	7,800.00	3,163.77	356.50	4,279.73	7,800.00	7,800.00
2,700.00	-	2,700.00	1,260.00	19,768.15	(18,328.15)	2,160.00	2,160.00
-	-	-	-	-	-	-	-
187,140.00	-	187,140.00	172,338.20	26,608.01	(11,806.21)	304,289.00	304,289.00

GENERAL FUND ACCOUNTS COVERING THE PERIOD JULY 1, 2019, TO JUNE 30, 2020  
ESTIMATE OF NEEDS FOR 2020-21

DEPARTMENTS OF GOVERNMENT APPROPRIATED ACCOUNTS	FISCAL YEAR ENDING JUNE 30, 2019				Original Approved Appropriations
	Reserves 06/30/19	Checks Since Issued	Claims Pending 6/30/19	Balance Lapsed Appropriations	
<b>301 Court Services</b>					
51000 Salary and Wages	15,045.25	15,045.25	-	-	593,158.00
52000 Fringe Benefits	2,956.39	2,956.39	-	-	379,500.00
53000 Travel	-	-	-	-	-
54000 Maintenance & Operation	-	-	-	-	1,440.00
55000 Capital Outlay	-	-	-	-	-
<b>Total</b>	<b>18,001.64</b>	<b>-</b>	<b>-</b>	<b>-</b>	<b>974,098.00</b>
<b>517 Sheriff-Detention</b>					
51000 Salary and Wages	456,149.51	456,149.51	-	-	12,456,081.00
52000 Fringe Benefits	95,479.25	95,479.25	-	-	6,991,189.00
53000 Travel	-	-	-	-	-
54000 Maintenance & Operation	1,799,534.22	1,113,717.91	-	685,816.31	10,782,246.00
55000 Capital Outlay	1,102,075.00	1,100,247.52	-	1,827.48	-
<b>Total</b>	<b>3,453,237.98</b>	<b>2,765,594.19</b>	<b>-</b>	<b>687,643.79</b>	<b>30,229,516.00</b>
<b>518 Sheriff - Law Enforcement</b>					
51000 Salary and Wages					6,501,419.00
52000 Fringe Benefits					3,516,106.00
53000 Travel					12,000.00
54000 Maintenance & Operation					41,483.00
55000 Capital Outlay					-
<b>Total</b>	<b>-</b>	<b>-</b>	<b>-</b>	<b>-</b>	<b>10,071,008.00</b>
<b>525 Juvenile Justice Detention</b>					
51000 Salary and Wages	81,241.02	81,241.02	-	-	1,605,152.00
52000 Fringe Benefits	18,067.40	18,067.40	-	-	783,642.00
53000 Travel	-	-	-	-	4,000.00
54000 Maintenance & Operation	57,075.66	57,075.66	-	-	528,493.00
55000 Capital Outlay	11,714.49	11,714.49	-	-	50,814.00
<b>Total</b>	<b>168,098.57</b>	<b>168,098.57</b>	<b>-</b>	<b>-</b>	<b>2,972,101.00</b>
<b>526 Juvenile Justice Bureau</b>					
51000 Salary and Wages	31,205.26	31,205.26			1,322,297.00
52000 Fringe Benefits	6,131.83	6,131.83			715,367.00
53000 Travel	-	-			13,500.00
54000 Maintenance & Operation	24,768.17	24,638.93		129.24	217,458.00
55000 Capital Outlay	313.93	313.93			24,281.00
<b>Total</b>	<b>62,419.19</b>	<b>62,289.95</b>	<b>-</b>	<b>129.24</b>	<b>2,292,903.00</b>
<b>550 Emergency Management</b>					
51000 Salary and Wages	5,287.35	5,287.35	-	-	242,406.00
52000 Fringe Benefits	1,038.96	1,038.96	-	-	112,625.00
53000 Travel	-	-	-	-	-
54000 Maintenance & Operation	13,137.02	13,137.02	-	-	98,010.00
55000 Capital Outlay	100,604.11	100,604.11	-	-	110,100.00
<b>Total</b>	<b>120,067.44</b>	<b>120,067.44</b>	<b>-</b>	<b>-</b>	<b>563,141.00</b>
<b>610 Social Services</b>					
51000 Salary and Wages	18,309.84	18,309.84	-	-	807,386.00
52000 Fringe Benefits	3,131.04	3,131.04	-	-	339,009.00
53000 Travel	130.73	130.73	-	-	3,000.00
54000 Maintenance & Operation	99,765.48	99,765.48	-	0.00	1,132,254.00
55000 Capital Outlay	3,868.23	3,868.23	-	-	10,000.00
<b>Total</b>	<b>125,205.32</b>	<b>125,205.32</b>	<b>-</b>	<b>0.00</b>	<b>2,291,649.00</b>
<b>710 Free Fair</b>					
51000 Salary and Wages	-	-	-	-	7,950.00
52000 Fringe Benefits	-	-	-	-	608.00
53000 Travel	-	-	-	-	-
54000 Maintenance & Operation	1,353.44	1,353.44	-	-	53,687.00
55000 Capital Outlay	-	-	-	-	-
<b>Total</b>	<b>1,353.44</b>	<b>1,353.44</b>	<b>-</b>	<b>-</b>	<b>62,245.00</b>

GENERAL FUND ACCOUNTS COVERING THE PERIOD JULY 1, 2019, TO JUNE 30, 2020  
ESTIMATE OF NEEDS FOR 2020-21

FISCAL YEAR ENDING JUNE 30, 2020						Fiscal Year 2020/2021	
Supplemental Adjustments		Net Amount of Appropriations	Checks Issued	Reserves	Lapsed Bal. Known to be Unencumbered	Needs as Estimated by Governing Board	Approved by County Excise Board
Added	Cancelled						
400.00	-	593,558.00	576,770.81	16,695.01	92.18	622,816.00	622,816.00
-	(400.00)	379,100.00	330,441.14	3,280.57	45,378.29	316,240.00	316,240.00
-	-	-	-	-	-	-	-
4,500.00	-	5,940.00	1,440.00	4,316.00	184.00	1,440.00	1,440.00
3,500.00	-	3,500.00	-	1,735.64	1,764.36	-	-
8,400.00	(400.00)	982,098.00	908,651.95	26,027.22	47,418.83	940,496.00	940,496.00
-	-	-	-	-	-	-	-
1,138,193.23	-	13,594,274.23	12,376,887.05	363,199.42	854,187.76	-	-
-	(938,192.23)	6,052,996.77	6,045,856.41	70,307.09	(63,166.73)	-	-
-	-	-	-	-	-	-	-
-	(300,000.00)	10,482,246.00	8,414,811.40	2,266,915.57	(199,480.97)	-	-
88,991.07	-	88,991.07	12,098.36	11,560.15	65,332.56	-	-
1,227,184.30	(1,238,192.23)	30,218,508.07	26,849,653.22	2,711,982.23	656,872.62	-	-
-	-	-	-	-	-	-	-
-	(134,738.11)	6,366,680.89	6,136,273.72	184,630.08	45,777.09	7,915,415.00	7,915,415.00
-	(68,261.89)	3,447,844.11	3,411,564.30	36,279.81	-	3,619,571.00	3,619,571.00
800.00	-	12,800.00	12,200.00	-	600.00	13,200.00	13,200.00
81,405.61	-	122,888.61	93,514.46	21,040.50	8,333.65	172,057.00	172,057.00
199,000.00	-	199,000.00	-	194,267.63	4,732.37	-	-
281,205.61	(203,000.00)	10,149,213.61	9,653,552.48	436,218.02	59,443.11	11,720,243.00	11,720,243.00
-	-	-	-	-	-	-	-
1,720,311.28	-	3,325,463.28	3,221,163.10	90,046.64	14,253.54	3,631,569.00	3,631,569.00
752,357.09	-	1,535,999.09	1,500,254.60	17,616.94	18,127.55	1,580,729.00	1,580,729.00
-	(2,000.00)	2,000.00	1,417.00	-	583.00	10,500.00	10,500.00
-	-	528,493.00	382,215.94	47,928.75	98,348.31	553,493.00	553,493.00
51,250.00	-	102,064.00	54,156.87	45,828.30	2,078.83	49,010.00	49,010.00
2,523,918.37	(2,000.00)	5,494,019.37	5,159,207.51	201,420.63	133,391.23	5,825,301.00	5,825,301.00
-	-	-	-	-	-	-	-
-	(146,000.00)	1,176,297.00	1,100,945.07	34,405.04	40,946.89	1,388,412.00	1,388,412.00
-	(40,000.00)	675,367.00	610,701.81	6,760.60	57,904.59	686,746.00	686,746.00
-	(8,000.00)	5,500.00	4,931.95	-	568.05	7,000.00	7,000.00
-	(16,000.00)	201,458.00	117,995.71	14,586.23	68,876.06	217,458.00	217,458.00
24,750.00	-	49,031.00	24,517.31	15,773.07	8,740.62	11,166.00	11,166.00
24,750.00	(210,000.00)	2,107,653.00	1,859,091.85	71,524.94	177,036.21	2,310,782.00	2,310,782.00
-	-	-	-	-	-	-	-
-	-	242,406.00	231,249.25	6,903.79	4,252.96	254,526.00	254,526.00
799.00	-	113,424.00	101,207.25	1,356.59	10,860.16	108,094.00	108,094.00
1,500.00	-	1,500.00	-	-	1,500.00	8,300.00	8,300.00
-	(6,900.00)	91,110.00	59,081.91	21,472.97	10,555.12	89,070.00	89,070.00
4,600.00	-	114,700.00	94,115.15	18,222.29	2,362.56	141,150.00	141,150.00
6,899.00	(6,900.00)	563,140.00	485,653.56	47,955.64	29,530.80	601,140.00	601,140.00
-	-	-	-	-	-	-	-
-	(20,000.00)	787,386.00	753,179.83	15,998.08	18,208.09	885,003.00	885,003.00
-	(30,000.00)	309,009.00	285,598.89	3,143.62	20,266.49	356,379.00	356,379.00
-	(1,800.00)	1,200.00	860.73	72.30	266.97	3,000.00	3,000.00
6,800.00	-	1,139,054.00	861,564.81	163,805.97	113,683.22	1,157,974.00	1,157,974.00
45,000.00	-	55,000.00	7,569.18	47,122.01	308.81	10,000.00	10,000.00
51,800.00	(51,800.00)	2,291,649.00	1,908,773.44	230,141.98	152,733.58	2,412,357.00	2,412,357.00
-	-	-	-	-	-	-	-
-	(3,045.00)	4,905.00	4,905.00	-	-	7,950.00	7,950.00
-	(232.75)	375.25	375.25	-	-	608.00	608.00
-	-	-	-	-	-	-	-
-	-	-	-	-	-	-	-
3,277.75	-	56,964.75	55,807.64	1,062.15	94.96	53,687.00	53,687.00
-	-	-	-	-	-	-	-
3,277.75	(3,277.75)	62,245.00	61,087.89	1,062.15	94.96	62,245.00	62,245.00

GENERAL FUND ACCOUNTS COVERING THE PERIOD JULY 1, 2019, TO JUNE 30, 2020  
ESTIMATE OF NEEDS FOR 2020-21

DEPARTMENTS OF GOVERNMENT APPROPRIATED ACCOUNTS	FISCAL YEAR ENDING JUNE 30, 2019				Original Approved Appropriations
	Reserves 06/30/19	Checks Since Issued	Claims Pending 6/30/19	Balance Lapsed Appropriations	
<b>910 General Fund - District 1</b>					
51000 Salary and Wages	5,524.72	5,524.72	-	-	288,382.00
52000 Fringe Benefits	1,085.61	1,085.61	-	-	151,616.00
53000 Travel	35.00	35.00	-	-	5,000.00
54000 Maintenance & Operation	72,835.07	71,409.23	-	1,425.84	118,115.00
55000 Capital Outlay	1,428.00	1,428.00	-	-	5,500.00
<b>Total</b>	<b>80,908.40</b>	<b>79,482.56</b>	<b>-</b>	<b>1,425.84</b>	<b>568,613.00</b>
<b>920 General Fund - District 2</b>					
51000 Salary and Wages	6,292.78	6,292.78	-	-	179,706.00
52000 Fringe Benefits	1,156.64	1,156.64	-	-	82,730.00
53000 Travel	-	-	-	-	2,500.00
54000 Maintenance & Operation	99,604.49	99,304.49	-	300.00	122,500.00
55000 Capital Outlay	145.06	145.06	-	-	7,500.00
<b>Total</b>	<b>107,198.97</b>	<b>106,898.97</b>	<b>-</b>	<b>300.00</b>	<b>394,936.00</b>
<b>930 General Fund - District 3</b>					
51000 Salary and Wages	5,649.20	5,649.20	-	-	239,292.00
52000 Fringe Benefits	1,110.06	1,110.06	-	-	89,357.00
53000 Travel	-	-	-	-	4,300.00
54000 Maintenance & Operation	22.02	22.02	-	-	80,191.00
55000 Capital Outlay	60,257.60	60,257.60	-	-	5,000.00
<b>Total</b>	<b>67,038.88</b>	<b>67,038.88</b>	<b>-</b>	<b>-</b>	<b>418,140.00</b>
<b>940 Engineer</b>					
51000 Salary and Wages	11,313.63	11,313.63	-	-	375,064.00
52000 Fringe Benefits	1,985.05	1,985.05	-	-	185,540.00
53000 Travel	315.00	50.00	-	265.00	8,000.00
54000 Maintenance & Operation	5,483.44	2,275.68	-	3,207.76	32,260.00
55000 Capital Outlay	8,853.60	8,760.02	-	93.58	6,500.00
<b>Total</b>	<b>27,950.72</b>	<b>24,384.38</b>	<b>-</b>	<b>3,566.34</b>	<b>607,364.00</b>
<b>950 Economic Development</b>					
51000 Salary and Wages	-	-	-	-	-
52000 Fringe Benefits	-	-	-	-	-
53000 Travel	-	-	-	-	-
54000 Maintenance & Operation	100,000.00	100,000.00	-	-	200,000.00
55000 Capital Outlay	-	-	-	-	-
<b>Total</b>	<b>100,000.00</b>	<b>100,000.00</b>	<b>-</b>	<b>-</b>	<b>200,000.00</b>
<b>990 Defined Benefits Supplement</b>					
54000 Maintenance & Operation	-	-	-	-	-
<b>Total</b>	<b>-</b>	<b>-</b>	<b>-</b>	<b>-</b>	<b>-</b>
<b>991 Employee Benefits Supplement</b>					
54000 Maintenance & Operation	-	-	-	-	-
<b>Total</b>	<b>-</b>	<b>-</b>	<b>-</b>	<b>-</b>	<b>-</b>
<b>992 Worker's Comp. Supplement</b>					
54000 Maintenance & Operation	-	-	-	-	-
<b>Total</b>	<b>-</b>	<b>-</b>	<b>-</b>	<b>-</b>	<b>-</b>
<b>993 Self Insurance Supplement</b>					
54000 Maintenance & Operation	-	-	-	-	-
<b>Total</b>	<b>-</b>	<b>-</b>	<b>-</b>	<b>-</b>	<b>-</b>
<b>994 Capital Projects Supplement</b>					
54000 Maintenance & Operation	-	-	-	-	-
<b>Total</b>	<b>-</b>	<b>-</b>	<b>-</b>	<b>-</b>	<b>-</b>
<b>995 General Fund Reserve</b>					
54000 Maintenance & Operation	-	-	-	-	5,105,363.00
<b>Total</b>	<b>-</b>	<b>-</b>	<b>-</b>	<b>-</b>	<b>5,105,363.00</b>





**SINKING FUND ACCOUNTS COVERING THE PERIOD JULY 1, 2019 TO JUNE 30, 2020  
ESTIMATE OF NEEDS FOR 2020-21**

**EXHIBIT "G"**

Page 1-A

Schedule 1, Detail of Bond and Coupon Indebtedness as of June 30, 2020 - Not Affecting Homesteads (New)						
<b>PURPOSE OF BOND ISSUE:</b>						<b>General Obligation Bond</b>
Date of Issue						9/1/2014
Date of Sale By Delivery						9/1/2014
<b>HOW AND WHEN BONDS MATURE:</b>						
Uniform Maturities:						
Date Maturing Begins						9/1/2016
Amount of Each Uniform Maturity						\$ 1,250,000.00
Final Maturity Otherwise:						
Date of Final Maturity						9/1/2023
Amount of Final Maturity						\$ 1,250,000.00
<b>AMOUNT OF ORIGINAL ISSUE</b>						\$ 10,000,000.00
Cancelled, In Judgment or Delayed for Final Levy Year						\$ -
Basis of Accruals Contemplated on Net Collections or Better in Anticipation:						
Bond Issues Accruing By Tax Levy						\$ 10,000,000.00
Years to Run						8
Normal Annual Accrual						\$ 1,250,000.00
Tax Years Run						5
Accrual Liability To Date						\$ 6,250,000.00
Deductions From Total Accruals:						
Bonds Paid Prior to 6-30-19						\$ 3,750,000.00
Bonds Paid During 2019-20						\$ 1,250,000.00
Matured Bonds Unpaid						\$ -
Balance of Accrual Liability						\$ 1,250,000.00
<b>TOTAL BONDS OUTSTANDING 6-30-20</b>						
Matured Bonds Unpaid						\$ -
Unmatured						\$ 5,000,000.00
<b>Coupon Computation:</b>	<b>Coupon Date</b>	<b>Unmatured Amount</b>	<b>% Int.</b>	<b>Months</b>	<b>Interest Amount</b>	
Bonds and Coupons		\$ 1,250,000.00	2.000%	2 Mo.	\$ 4,166.67	
Bonds and Coupons		\$ 1,250,000.00	2.000%	12 Mo.	\$ 25,000.00	
Bonds and Coupons		\$ 1,250,000.00	2.000%	12 Mo.	\$ 25,000.00	
Bonds and Coupons		\$ 1,250,000.00	2.000%	12 Mo.	\$ 25,000.00	
Bonds and Coupons				12 Mo.	\$ -	
Bonds and Coupons				12 Mo.	\$ -	
Bonds and Coupons				Mo.	\$ -	
Bonds and Coupons				Mo.	\$ -	
Bonds and Coupons				Mo.		
Bonds and Coupons				Mo.		
Bonds and Coupons				Mo.		
<b>Requirement for Interest Earnings After Last Tax-Levy Year:</b>						
Terminal Interest to Accrue						\$ 4,166.67
Years to Run						8
Accrue Each Year						\$ 520.83
Tax years Run						5
Total Accrual To Date						\$ 2,604.17
Current Interest Earnings Through 2020-21						\$ 79,166.67
Total Interest to Levy For 2020-21						\$ 79,687.50
<b>INTEREST COUPON ACCOUNT:</b>						
Interest Earned But Unpaid 6-30-20:						
Matured						
Unmatured						
Interest Earnings 2019-20						\$ 112,500.00
Coupons Paid Through 2019-20						\$ 112,500.00
Interest Earned But Unpaid 6-30-20						
Matured						\$ -
Unmatured						\$ -

**SINKING FUND ACCOUNTS COVERING THE PERIOD JULY 1, 2019 TO JUNE 30, 2020  
ESTIMATE OF NEEDS FOR 2020-21**

EXHIBIT "G"

Page 1-B

Schedule 1, Detail of Bond and Coupon Indebtedness as of June 30, 2020 - Not Affecting Homesteads (New)						
<b>PURPOSE OF BOND ISSUE:</b>						<b>General Obligation Bond</b>
Date of Issue						4/1/2017
Date of Sale By Delivery						4/1/2017
<b>HOW AND WHEN BONDS MATURE:</b>						
Uniform Maturities:						
Date Maturing Begins						8/1/2019
Amount of Each Uniform Maturity						\$ 4,280,000.00
Final Maturity Otherwise:						
Date of Final Maturity						8/1/2023
Amount of Final Maturity						\$ 4,250,000.00
<b>AMOUNT OF ORIGINAL ISSUE</b>						<b>\$ 21,160,000.00</b>
Cancelled, In Judgment or Delayed for Final Levy Year						\$ -
<b>Basis of Accruals Contemplated on Net Collections or Better in Anticipation:</b>						
Bond Issues Accruing By Tax Levy						\$ -
Years to Run						1
Normal Annual Accrual						\$ 4,205,000.00
Tax Years Run						1
Accrual Liability To Date						\$ 8,510,000.00
<b>Deductions From Total Accruals:</b>						
Bonds Paid Prior to 6-30-19						
Bonds Paid During 2019-20						\$ 4,280,000.00
Matured Bonds Unpaid						\$ -
<b>Balance of Accrual Liability</b>						<b>\$ 4,230,000.00</b>
<b>TOTAL BONDS OUTSTANDING 6-30-20</b>						
Matured Bonds Unpaid						\$ -
Unmatured						\$ 16,880,000.00
<b>Coupon Computation:</b>	<b>Coupon Date</b>	<b>Unmatured Amount</b>	<b>% Int.</b>	<b>Months</b>	<b>Interest Amount</b>	
Bonds and Coupons		\$ 4,230,000.00	3.000%	12 Mo.	\$ 10,575.00	
Bonds and Coupons		\$ 4,205,000.00	4.000%	12 Mo.	\$ 168,200.00	
Bonds and Coupons		\$ 4,195,000.00	4.000%	12 Mo.	\$ 167,800.00	
Bonds and Coupons		\$ 4,250,000.00	5.000%	12 Mo.	\$ 212,500.00	
Bonds and Coupons				12 Mo.	\$ -	
Bonds and Coupons				Mo.	\$ -	
Bonds and Coupons				Mo.	\$ -	
Bonds and Coupons				Mo.	\$ -	
Bonds and Coupons				Mo.		
Bonds and Coupons				Mo.		
Bonds and Coupons				Mo.		
<b>Requirement for Interest Earnings After Last Tax-Levy Year:</b>						
Terminal Interest to Accrue						\$ 2,951.39
Years to Run						1
Accrue Each Year						\$ 2,951.39
Tax years Run						1
Total Accrual To Date						\$ 2,951.39
Current Interest Earnings Through 2020-21						\$ 559,075.00
Total Interest to Levy For 2020-21						\$ 562,026.39
<b>INTEREST COUPON ACCOUNT:</b>						
Interest Earned But Unpaid 6-30-20:						
Matured						
Unmatured						
Interest Earnings 2019-20						\$ 840,491.67
Coupons Paid Through 2019-20						\$ 739,600.00
Interest Earned But Unpaid 6-30-20						
Matured						\$ -
Unmatured						\$ 100,891.67

**SINKING FUND ACCOUNTS COVERING THE PERIOD JULY 1, 2019 TO JUNE 30, 2020  
ESTIMATE OF NEEDS FOR 2020-21**

EXHIBIT "G"

Page 1-C

Schedule 1, Detail of Bond and Coupon Indebtedness as of June 30, 2020 - Not Affecting Homesteads (New)	
PURPOSE OF BOND ISSUE:	Total All Bonds
<b>HOW AND WHEN BONDS MATURE:</b>	
Uniform Maturities:	
Amount of Each Uniform Maturity	\$ 5,530,000.00
Final Maturity Otherwise:	
Date of Final Maturity	\$ -
Amount of Final Maturity	\$ 5,500,000.00
<b>AMOUNT OF ORIGINAL ISSUE</b>	
Cancelled, In Judgment or Delayed for Final Levy Year	
	\$ -
<b>Basis of Accruals Contemplated on Net Collections or Better in Anticipation:</b>	
Bond Issues Accruing By Tax Levy	\$ 10,000,000.00
Years to Run	
Normal Annual Accrual	\$ 5,455,000.00
Tax Years Run	
Accrual Liability To Date	\$ 14,760,000.00
<b>Deductions From Total Accruals:</b>	
Bonds Paid Prior to 6-30-19	\$ 3,750,000.00
Bonds Paid During 2019-20	\$ 5,530,000.00
Matured Bonds Unpaid	\$ -
Balance of Accrual Liability	\$ 5,480,000.00
<b>TOTAL BONDS OUTSTANDING 6-30-20</b>	
Matured Bonds Unpaid	\$ -
Unmatured	\$ 21,880,000.00
<b>Requirement for Interest Earnings After last Tax-Levy Year:</b>	
Terminal Interest To Accrue	
Total Accrual To Date	
0	
Total Interest To Levy for 2016-17	
<b>INTEREST COUPON ACCOUNT:</b>	
Interest Earned But Unpaid 6-30-2017	
Matured	
Unmatured	
Interest Earnings 2017-18	
Total Interest To Levy For 2017-18	
<b>Requirement for Interest Earnings After Last Tax-Levy Year:</b>	
Terminal Interest to Accrue	\$ 7,118.06
Years to Run	
Accrue Each Year	\$ 3,472.22
Tax years Run	
Total Accrual To Date	\$ 5,555.56
Current Interest Earnings Through 2020-21	
	\$ 638,241.67
Total Interest to Levy For 2020-21	
	\$ 641,713.89
<b>INTEREST COUPON ACCOUNT:</b>	
Matured	\$ -
Unmatured	\$ -
Interest Earnings 2019-20	\$ 952,991.67
Coupons Paid Through 2019-20	\$ 852,100.00
Interest Earned But Unpaid 6-30-20	
Matured	
Unmatured	314,750.00

**SINKING FUND ACCOUNTS COVERING THE PERIOD JULY 1, 2019 TO JUNE 30, 2020  
ESTIMATE OF NEEDS FOR 2020-21**

EXHIBIT "G"

Page 2 A

Schedule 2, Detail of Judgment Indebtedness as of June 30, 2020 - Not Affecting Homesteads (New)				
Judgment For Indebtedness Originally Incurred After January 8, 1937 (New)				
IN FAVOR OF	Michelle N. Porter	Brandon Jones	Pearl Pearson	Courtney Ann Holland
BY WHOM OWNED	Okla Co. Retirement	Okla Co. Retirement	Okla Co. Retirement	Okla Co. Retirement
PURPOSE OF JUDGMENT	Porter vs Oklahoma Co.	Jones vs Okla County	Pearson vs Okla County	Holland vs Okla County
CASE NUMBER	CIV-15-0390-HE	CJ-2015-5390	CIV-15-574-W	CJ-2014-2902
NAME OF COURT	US Western District Court	Okla District Court	U S Western District Court	Okla District Court
Date of Judgment	2/21/2017	5/22/2017	2/12/2018	2/22/2017
Principal Amount of Judgment	\$ 500,000.00	\$ 37,500.00	\$ 20,000.00	\$ 30,000.00
Interest Rate Assigned By Court	6.75%	7.50%	7.50%	7.50%
Tax Levies Made	3	3	2	2
Principal Amount Provided for to June 30, 2019	\$ 333,333.34	\$ 25,000.00	\$ 6,666.67	\$ 10,000.00
Principal Amount Provided for in 2019-2020	\$ 166,666.66	\$ 12,500.00	\$ 6,666.67	\$ 10,000.00
PRINCIPAL AMOUNT NOT PROVIDED FOR	\$ -	\$ -	\$ 6,666.66	\$ 10,000.00
AMOUNT TO PROVIDE BY TAX LEVY FISCAL YEAR 2020-21				
Principal 1/3		\$ -	\$ 6,666.66	\$ 10,000.00
Interest		\$ -	\$ 450.00	\$ 675.00
FOR ALL JUDGMENTS REPORTED : LEVIED FOR BUT UNPAID JUDGMENT OBLIGATIONS OUTSTANDING JUNE 30, 2020				
Principal				
Interest				
JUDGMENT OBLIGATIONS SINCE LEVIED FOR:				
Principal	\$ 500,000.00	\$ 37,500.00	\$ 13,333.34	\$ 20,000.00
Interest	\$ 73,163.07	\$ 5,725.15	\$ 2,794.34	\$ 4,873.21
JUDGMENT OBLIGATIONS SINCE PAID:				
Principal	\$ 500,000.00	\$ 37,500.00	\$ 13,333.34	\$ 20,000.00
Interest	\$ 73,780.17	\$ 5,002.75	\$ 2,754.23	\$ 4,832.68
LEVIED BUT UNPAID JUDGMENT OBLIGATIONS OUTSTANDING JUNE 30, 2020:				
Principal				
Interest				
Total	\$ (617.10)	\$ 722.40	\$ 40.11	\$ 40.53

Schedule 3, Prepaid Judgments as of June 30, 2019				
Prepaid Judgments On Indebtedness Originating After January 8, 1937				
NAME OF JUDGMENT				
CASE NUMBER				
NAME OF COURT				
Principal Amount of Judgment				
Tax Levies Made				
Unreimbursed Balance At June 30, 2019				
Reimbursement By Tax Levy				
Annual Accrual On Prepaid Judgments				
Stricken By Court Order				
Asset Balance June 30, 2019				



**SINKING FUND ACCOUNTS COVERING THE PERIOD JULY 1, 2019 TO JUNE 30, 2020  
ESTIMATE OF NEEDS FOR 2020-21**

EXHIBIT "G"

Page 2 C

**Schedule 2, Detail of Judgment Indebtedness as of June 30, 2020 - Not Affecting Homesteads (New) (Continued)**

<b>Judgment For Indebtedness Originally Incurred After January 8, 1937 (New)</b>				
<b>IN FAVOR OF</b>	Francis Craig	Leona Porter	K. Estes & E Grissom	
<b>BY WHOM OWNED</b>	Ok Co. Retirement	Ok Co Retirement	Ok Co. Retirement	
<b>PURPOSE OF JUDGMENT</b>	Craig & Wright vs BOCC	Porter vs. BOCC	Estes-Grissom vs BOCC	
<b>CASE NUMBER</b>	CJ 2017-4237	CIV 18-320-G	CJ 2019-3262	
<b>NAME OF COURT</b>	Ok District Court	U S Western District Court	OK District Court	
<b>Date of Judgment</b>	10/29/2018	12/4/2018	1/13/2020	
<b>Principal Amount of Judgment</b>	\$ 19,500.00	\$ 175,000.00	\$ 31,000.00	
<b>Interest Rate Assigned By Court</b>	7.50%	7.50%	6.75%	
<b>Tax Levies Made</b>	1	1	0	
<b>Principal Amount Provided for to June 30, 2019</b>	\$ -			
<b>Principal Amount Provided for in 2019-2020</b>	\$ 6,500.00	\$ 58,333.33		
<b>PRINCIPAL AMOUNT NOT PROVIDED FOR</b>	\$ 13,000.00	\$ 116,666.67	\$ 31,000.00	
<b>AMOUNT TO PROVIDE BY TAX LEVY FISCAL YEAR 2020-21</b>				
Principal 1/3	\$ 6,500.00	\$ 58,333.33	\$ 10,333.33	\$ -
Interest	\$ 877.50	\$ 7,875.00	\$ 3,066.60	
<b>FOR ALL JUDGMENTS REPORTED :</b>				
<b>LEVIED FOR BUT UNPAID JUDGMENT OBLIGATIONS</b>				
<b>OUTSTANDING JUNE 30, 2020</b>				
Principal				
Interest				
<b>JUDGMENT OBLIGATIONS SINCE LEVIED FOR:</b>				
Principal	\$ 6,500.00	\$ 58,333.33		
Interest	\$ 2,410.39	\$ 20,506.24		
<b>JUDGMENT OBLIGATIONS SINCE PAID:</b>				
Principal	\$ 6,500.00	\$ 58,333.33		
Interest	\$ 2,251.35	\$ 19,078.00		
<b>LEVIED BUT UNPAID JUDGMENT OBLIGATIONS</b>				
<b>OUTSTANDING JUNE 30, 2020:</b>				
Principal				
Interest				
<b>Total</b>	\$ 159.04	\$ 1,428.24	\$ -	\$ -

**Schedule 3, Prepaid Judgments as of June 30, 2019**

**Prepaid Judgments On Indebtedness Originating After January 8, 1937**

<b>NAME OF JUDGMENT</b>				
<b>CASE NUMBER</b>				
<b>NAME OF COURT</b>				
<b>Principal Amount of Judgment</b>				
<b>Tax Levies Made</b>				
<b>Unreimbursed Balance At June 30, 2019</b>				
<b>Reimbursement By Tax Levy</b>				
<b>Annual Accrual On Prepaid Judgments</b>				
<b>Stricken By Court Order</b>				
<b>Asset Balance June 30, 2019</b>				

**SINKING FUND ACCOUNTS COVERING THE PERIOD JULY 1, 2019 TO JUNE 30, 2020  
ESTIMATE OF NEEDS FOR 2020-21**

EXHIBIT "G"

Page 2 D

Schedule 2, Detail of Judgment Indebtedness as of June 30, 2020 - Not Affecting Homesteads (New) (Continued)				
Judgment For Indebtedness Originally Incurred After January 8, 1937 (New)				
IN FAVOR OF				TOTAL ALL JUDGMENTS
BY WHOM OWNED				
PURPOSE OF JUDGMENT				
Case Number				
NAME OF COURT				
Date of Judgment				
Principal Amount of Judgment				\$ 8,003,188.49
Interest Rate Assigned By Court				
Tax Levies Made				
Principal Amount Provided for to June 30, 2019				\$ 2,771,729.50
Principal Amount Provided for in 2019-2020				\$ 2,657,396.15
PRINCIPAL AMOUNT NOT PROVIDED FOR			\$ -	\$ 2,574,062.84
AMOUNT TO PROVIDE BY TAX LEVY FISCAL YEAR 2020-21				
Principal 1/3	\$ -	\$ -		\$ 2,488,562.84
Interest				\$ 174,725.02
<b>FOR ALL JUDGMENTS REPORTED :</b>				
LEVIED FOR BUT UNPAID JUDGMENT OBLIGATIONS				
OUTSTANDING JUNE 30, 2020				
Principal				
Interest				
<b>JUDGMENT OBLIGATIONS SINCE LEVIED FOR:</b>				
Principal				\$ 5,429,125.65
Interest				\$ 1,112,697.40
<b>JUDGMENT OBLIGATIONS SINCE PAID:</b>				
Principal				\$ 5,429,125.65
Interest				\$ 1,077,632.12
<b>LEVIED BUT UNPAID JUDGMENT OBLIGATIONS</b>				
<b>OUTSTANDING JUNE 30, 2020:</b>				
Principal				\$ -
Interest				\$ -
Total	\$ -	\$ -	\$ -	\$ 35,065.28

Schedule 3, Prepaid Judgments as of June 30, 2019				
Prepaid Judgments On Indebtedness Originating After January 8, 1937				
NAME OF JUDGMENT				
CASE NUMBER				
NAME OF COURT				
Principal Amount of Judgment				
Tax Levies Made				
Unreimbursed Balance At June 30, 2019				-
Reimbursement By Tax Levy				
Annual Accrual On Prepaid Judgments				
Stricken By Court Order				
Asset Balance June 30, 2019				



**SINKING FUND ACCOUNTS COVERING THE PERIOD JULY 1, 2019 TO JUNE 30, 2020  
ESTIMATE OF NEEDS FOR 2020-21**

EXHIBIT "G"

Page 3-A

Schedule 4, Sinking Fund Cash Statement		
Revenue Receipts and Disbursements	Sinking Fund	
	Detail	Extension
Cash on Hand June 30, 2019		\$ 6,457,151.30
Investments Since Liquidated		
<b>COLLECTED AND APPORTIONED:</b>		
2019 and Prior Ad Valorem Tax	\$ 271,009.87	
2020 Ad Valorem Tax	8,798,279.22	
Interest on Investments	40,246.93	
Miscellaneous Receipts	87,140.00	
Transfers In		
<b>TOTAL RECEIPTS</b>		\$ 9,196,676.02
<b>TOTAL RECEIPTS AND BALANCE</b>		\$ 15,653,827.32
<b>DISBURSEMENTS:</b>		
Coupons Paid	\$ 852,100.00	
Interest Paid on Past-Due Coupons		
Bond Paid	5,530,000.00	
Interest Paid on Past-Due Bonds		
Commission Paid to Fiscal Agency		
Judgments Paid	2,657,395.55	
Interest Paid on Such Judgments	425,638.14	
Investments Purchased		
Judgments Paid Under 62 O.S. 1981, 435		
<b>TOTAL DISBURSEMENTS</b>		\$ 9,465,133.69
<b>CASH BALANCE ON HAND JUNE 30, 2020</b>		\$ 6,188,693.63

Schedule 5, Sinking Fund Balance Sheet		
	Sinking Fund	
	Detail	Extension
Cash Balance on Hand June 30, 2020		\$ 6,188,693.63
Legal Investments Properly Maturing		
Judgments Paid to Recover by Tax Levy		
<b>TOTAL LIQUID ASSETS</b>		\$ 6,188,693.63
<b>DEDUCT MATURED INDEBTEDNESS:</b>		
a. Past-Due Coupons	\$ -	
b. Interest Accrued Thereon		
c. Past-Due Bonds		
d. Interest Thereon After Last Coupon		
e. Fiscal Agency Commission on Above		
f. Judgments and Interest Levied for But Unpaid		
<b>TOTAL Items a. Through f.</b>		\$ -
<b>BALANCE OF ASSETS SUBJECT TO ACCRUALS</b>		\$ 6,188,693.63
<b>DEDUCT ACCRUAL RESERVES IF ASSETS SUFFICIENT:</b>		
g. Earned Unmatured Interest	\$ 314,750.00	
h. Accrual on Final Coupons	5,555.56	
i. Accrued on Unmatured Bonds	5,480,000.00	
<b>TOTAL Items g. Through i.</b>		\$ 5,800,305.56
<b>EXCESS OF ASSETS OVER ACCRUAL RESERVES</b>		\$ 388,388.07

**SINKING FUND ACCOUNTS COVERING THE PERIOD JULY 1, 2019 TO JUNE 30, 2020  
ESTIMATE OF NEEDS FOR 2020-21**

**EXHIBIT "G"**

Page 3-B

Schedule 6, Estimate of Sinking Fund Needs		
	Sinking Fund	
	Computed by Governing Board	Provided by Excise Board
Interest Earnings on Bonds	\$ 641,713.89	\$ 641,713.89
Accruals on Unmatured Bonds	5,455,000.00	5,455,000.00
Annual Accrual on "Prepaid" Judgments		
Annual Accrual on Unpaid Judgments	2,488,562.84	2,488,562.84
Interest on Unpaid Judgments	174,725.02	174,725.02
Commission for Fiscal Agent		0.00
<b>TOTAL SINKING FUND PROVISIONS</b>	<b>\$ 8,760,001.75</b>	<b>\$ 8,760,001.75</b>

Schedule 7, 2019 Ad Valorem Tax Account - Sinking Funds		
Gross Value \$7,827,865,807		
Net Value	\$7,645,220,790	1.21 Mills
		Amount
Total Proceeds of Levy as Certified		\$ 9,223,166.80
Additions:		
Deductions:		\$ (13,219.96)
Gross Balance Tax		9,209,946.84
Less Reserve for Delinquent Tax		439,198.42
Reserve for Protest Pending		
Balance Available Tax		\$ 8,770,748.42
Deduct 2019 Tax Apportioned		8,798,279.22
Net Balance 2018 Tax in Process of Collection or		
Excess Collections		\$ 27,530.80

S.A. & I. Form 2661R92 Oklahoma County

**SPECIAL REVENUE FUND ACCOUNTS COVERING THE PERIOD JULY 1, 2019 TO JUNE 30, 2020  
ESTIMATE OF NEEDS FOR 2020-21**

**EXHIBIT "I"**

Special Revenue Fund Accounts:	Highway Cash 1110	CBRI 1111	Tax Assessment District 1118	Resale Property Budgeted 1130
Schedule 1, Current Balance Sheet - June 30, 2020	2019-2020	2019-2020	2019-2020	2019-2020
CURRENT YEAR	Amount	Amount	Amount	Amount
Cash Balance June 30, 2020	15,546,443.79	2,552,819.81	-	5,719,394.93
Investments				
<b>TOTAL ASSETS</b>	<b>\$ 15,546,443.79</b>	<b>\$ 2,552,819.81</b>	<b>\$ -</b>	<b>\$ 5,719,394.93</b>
<b>LIABILITIES AND RESERVES:</b>				
Warrants Outstanding				
Reserve for Interest on Warrants				
Reserves from Schedule 8	2,057,282.93	718,520.33	-	398,846.98
<b>TOTAL LIABILITIES AND RESERVES</b>	<b>\$ 2,057,282.93</b>	<b>\$ 718,520.33</b>	<b>\$ -</b>	<b>\$ 398,846.98</b>
<b>CASH FUND BALANCE JUNE 30, 2020</b>	<b>\$ 13,489,160.86</b>	<b>\$ 1,834,299.48</b>	<b>\$ -</b>	<b>\$ 5,320,547.95</b>
<b>TOTAL LIABILITIES, RESERVES AND CASH FUND BALANCE</b>	<b>\$ 15,546,443.79</b>	<b>\$ 2,552,819.81</b>	<b>\$ -</b>	<b>\$ 5,719,394.93</b>

Schedule 5, Expenditures Special Revenue Fund Accounts of Current Year	2019-2020	2019-2020	2019-2020	2019-2020
CURRENT YEAR	Amount	Amount	Amount	Amount
Cash Balance Reported to Excise Board 6-30-19	13,509,090.16	3,198,171.88	\$ -	4,965,497.23
Cash Fund Balance Transferred Out	-	-	-	(4,389,000.00)
Cash Fund Balance Transferred In				
Adjusted Cash Balance	\$ 13,509,090.16	\$ 3,198,171.88	\$ -	\$ 576,497.23
Ad Valorem Tax Apportioned To Year In Caption				
Miscellaneous Revenue (Schedule 4)	14,979,558.3	867,354.17	\$ 25,381.40	8,802,809.81
Interest Income	214,904.69	-	-	-
Cash Fund Balance Forward From Preceding Year				
Prior Expenditures Recovered				
<b>TOTAL RECEIPTS</b>	<b>\$ 15,194,462.98</b>	<b>\$ 867,354.17</b>	<b>\$ 25,381.40</b>	<b>\$ 8,802,809.81</b>
<b>TOTAL RECEIPTS AND BALANCE</b>	<b>\$ 28,703,553.14</b>	<b>\$ 4,065,526.05</b>	<b>\$ 25,381.40</b>	<b>\$ 9,379,307.04</b>
Checks Issued 19-20	11,686,591.72	494,794.67	25,381.40	3,572,966.22
Checks Issued 18-19	1,470,517.63	1,017,911.57	-	86,945.89
<b>TOTAL DISBURSEMENTS</b>	<b>\$ 13,157,109.35</b>	<b>\$ 1,512,706.24</b>	<b>\$ 25,381.40</b>	<b>\$ 3,659,912.11</b>
<b>CASH BALANCE JUNE 30, 2020</b>	<b>\$ 15,546,443.79</b>	<b>\$ 2,552,819.81</b>	<b>\$ -</b>	<b>\$ 5,719,394.93</b>
Reserve for Interest on Warrants				
Reserves from Schedule 8	2,057,282.93	718,520.33	-	398,846.98
<b>TOTAL LIABILITIES AND RESERVE</b>	<b>\$ 2,057,282.93</b>	<b>\$ 718,520.33</b>	<b>\$ -</b>	<b>\$ 398,846.98</b>
<b>DEFICIT: (Red Figure)</b>	<b>\$ -</b>	<b>\$ -</b>	<b>\$ -</b>	<b>\$ -</b>
<b>CASH FUND BALANCE FORWARD TO SUCCEEDING YEAR</b>	<b>\$ 13,489,160.86</b>	<b>\$ 1,834,299.48</b>	<b>\$ -</b>	<b>\$ 5,320,547.95</b>

Schedule 6, Special Revenue Fund Warrant Accounts of Current Year	2019-2020	2019-2020	2019-2020	2019-2020
CURRENT YEAR	Amount	Amount	Amount	Amount
Warrants Outstanding of Year in Caption	\$ -	\$ -	\$ -	\$ -
Warrants Registered During Year				
<b>TOTAL</b>	<b>\$ -</b>	<b>\$ -</b>	<b>\$ -</b>	<b>\$ -</b>
Warrants Paid During Year				
Warrants Converted to Bonds or Judgments				
Warrants Cancelled				
Warrants Estopped by Statute				
<b>TOTAL WARRANTS RETIRED</b>	<b>\$ -</b>	<b>\$ -</b>	<b>\$ -</b>	<b>\$ -</b>
<b>BALANCE WARRANTS OUTSTANDING JUNE 30, 2020</b>	<b>\$ -</b>	<b>\$ -</b>	<b>\$ -</b>	<b>\$ -</b>



**SPECIAL REVENUE FUND ACCOUNTS COVERING THE PERIOD JULY 1, 2019 TO JUNE 30, 2020  
ESTIMATE OF NEEDS FOR 2020-21**

**EXHIBIT "I"**

Special Revenue Fund Accounts:	Sheriff's Grant Fund 1162	Assessors Revolving Fund 1201	Court Clerk Revolving Fee 1210	Juvenile Probation Fee 1231
Schedule 1, Current Balance Sheet - June 30, 2020	2019-2020	2019-2020	2019-2020	2019-2020
CURRENT YEAR	Amount	Amount	Amount	Amount
<b>ASSETS:</b>				
Cash Balance June 30, 2020	629,003.39	101,064.36	570,812.38	100,359.40
Investments				
<b>TOTAL ASSETS</b>	<b>\$ 629,003.39</b>	<b>\$ 101,064.36</b>	<b>\$ 570,812.38</b>	<b>\$ 100,359.40</b>
<b>LIABILITIES AND RESERVES:</b>				
Warrants Outstanding				
Reserve for Interest on Warrants				
Reserves from Schedule 8	164,693.42	-	-	4,137.50
<b>TOTAL LIABILITIES AND RESERVES</b>	<b>\$ 164,693.42</b>	<b>\$ -</b>	<b>\$ -</b>	<b>\$ 4,137.50</b>
<b>CASH FUND BALANCE JUNE 30, 2020</b>	<b>\$ 464,309.97</b>	<b>\$ 101,064.36</b>	<b>\$ 570,812.38</b>	<b>\$ 96,221.90</b>
<b>TOTAL LIABILITIES, RESERVES AND CASH FUND BALANCE</b>	<b>\$ 629,003.39</b>	<b>\$ 101,064.36</b>	<b>\$ 570,812.38</b>	<b>\$ 100,359.40</b>

Schedule 5, Expenditures Special Revenue Fund Accounts of Current Year	2019-2020	2019-2020	2019-2020	2019-2020
CURRENT YEAR	Amount	Amount	Amount	Amount
Cash Balance Reported to Excise Board 6-30-19	\$ 689,605.18	\$ 86,878.30	\$ 569,910.45	\$ 113,296.40
Cash Fund Balance Transferred Out		-	-	-
Cash Fund Balance Transferred In		-	-	-
<b>Adjusted Cash Balance</b>	<b>\$ 689,605.18</b>	<b>\$ 86,878.30</b>	<b>\$ 569,910.45</b>	<b>\$ 113,296.40</b>
Ad Valorem Tax Apportioned To Year In Caption				
Miscellaneous Revenue (Schedule 4)	426,718.37	20,203.55	466,386.04	9,480.50
Interest Income				
Cash Fund Balance Forward From Preceding Year	-	-	-	-
Prior Expenditures Recovered				
<b>TOTAL RECEIPTS</b>	<b>\$ 426,718.37</b>	<b>\$ 20,203.55</b>	<b>\$ 466,386.04</b>	<b>\$ 9,480.50</b>
<b>TOTAL RECEIPTS AND BALANCE</b>	<b>\$ 1,116,323.55</b>	<b>\$ 107,081.85</b>	<b>\$ 1,036,296.49</b>	<b>\$ 122,776.90</b>
Checks Issued 19-20	436,224.56	5,257.49	465,484.11	19,757.50
Checks Issued 18-19	51,095.60	760.00	-	2,660.00
<b>TOTAL DISBURSEMENTS</b>	<b>\$ 487,320.16</b>	<b>\$ 6,017.49</b>	<b>\$ 465,484.11</b>	<b>\$ 22,417.50</b>
<b>CASH BALANCE JUNE 30, 2020</b>	<b>\$ 629,003.39</b>	<b>\$ 101,064.36</b>	<b>\$ 570,812.38</b>	<b>\$ 100,359.40</b>
Reserve for Interest on Warrants				
Reserves from Schedule 8	164,693.42	-	-	4,137.50
<b>TOTAL LIABILITIES AND RESERVE</b>	<b>\$ 164,693.42</b>	<b>\$ -</b>	<b>\$ -</b>	<b>\$ 4,137.50</b>
<b>DEFICIT: (Red Figure)</b>	<b>\$ -</b>	<b>\$ -</b>	<b>\$ -</b>	<b>\$ -</b>
<b>CASH FUND BALANCE FORWARD TO SUCCEEDING YEAR</b>	<b>\$ 464,309.97</b>	<b>\$ 101,064.36</b>	<b>\$ 570,812.38</b>	<b>\$ 96,221.90</b>

Schedule 6, Special Revenue Fund Warrant Accounts of Current Year	2019-2020	2019-2020	2019-2020	2019-2020
CURRENT YEAR	Amount	Amount	Amount	Amount
Warrants Outstanding of Year in Caption	\$ -	\$ -	\$ -	\$ -
Warrants Registered During Year				
<b>TOTAL</b>	<b>\$ -</b>	<b>\$ -</b>	<b>\$ -</b>	<b>\$ -</b>
Warrants Paid During Year				
Warrants Converted to Bonds or Judgments				
Warrants Cancelled				
Warrants Estopped by Statute				
<b>TOTAL WARRANTS RETIRED</b>	<b>\$ -</b>	<b>\$ -</b>	<b>\$ -</b>	<b>\$ -</b>
<b>BALANCE WARRANTS OUTSTANDING JUNE 30, 2020</b>	<b>\$ -</b>	<b>\$ -</b>	<b>\$ -</b>	<b>\$ -</b>



**SPECIAL REVENUE FUND ACCOUNTS COVERING THE PERIOD JULY 1, 2019 TO JUNE 30, 2020  
ESTIMATE OF NEEDS FOR 2020-21**

**EXHIBIT "I"**

Special Revenue Fund Accounts:	Drug Court Fund 1280	Mental Health Court Fund 1282	SHINE Fund 1290	MIS Fund 1300	Law Library 6050
Schedule 1, Current Balance Sheet - June 30, 2020	2019-2020	2019-2020	2019-2020	2019-2020	2019-2020
CURRENT YEAR	Amount	Amount	Amount	Amount	Amount
<b>ASSETS:</b>					
Cash Balance June 30, 2020	404,940.82	249,409.62	796.99	20,954.40	118,186.76
Investments					
<b>TOTAL ASSETS</b>	<b>\$ 404,940.82</b>	<b>\$ 249,409.62</b>	<b>\$ 796.99</b>	<b>\$ 20,954.40</b>	<b>\$ 118,186.76</b>
<b>LIABILITIES AND RESERVES:</b>					
Warrants Outstanding					
Reserve for Interest on Warrants					
Reserves from Schedule 8	132,771.41	4,108.43	-	-	36,592.97
<b>TOTAL LIABILITIES AND RESERVES</b>	<b>\$ 132,771.41</b>	<b>\$ 4,108.43</b>	<b>\$ -</b>	<b>\$ -</b>	<b>\$ 36,592.97</b>
<b>CASH FUND BALANCE JUNE 30, 2020</b>	<b>\$ 272,169.41</b>	<b>\$ 245,301.19</b>	<b>\$ 796.99</b>	<b>\$ 20,954.40</b>	<b>\$ 81,593.79</b>
<b>TOTAL LIABILITIES, RESERVES AND CASH FUND BALANCE</b>	<b>\$ 404,940.82</b>	<b>\$ 249,409.62</b>	<b>\$ 796.99</b>	<b>\$ 20,954.40</b>	<b>\$ 118,186.76</b>

Schedule 5, Expenditures Special Revenue Fund Accounts of Current Year	2019-2020	2019-2020	2019-2020	2019-2020	2019-2020
CURRENT YEAR	Amount	Amount	Amount	Amount	Amount
Cash Balance Reported to Excise Board 6-30-19	\$ 506,510.18	\$ 181,696.85	\$ 28,445.47	\$ 17,354.40	\$ 73,478.75
Cash Fund Balance Transferred Out	-	(12,000.00)	-	-	-
Cash Fund Balance Transferred In	-	-	-	-	-
Adjusted Cash Balance	\$ 506,510.18	\$ 169,696.85	\$ 28,445.47	\$ 17,354.40	\$ 73,478.75
Ad Valorem Tax Apportioned To Year In Caption					
Miscellaneous Revenue (Schedule 4)	336,458.31	153,747.50	12,632.94	3,600.00	423,601.64
Interest Income					
Cash Fund Balance Forward From Preceding Year	-	-	-	-	-
Prior Expenditures Recovered					
<b>TOTAL RECEIPTS</b>	<b>\$ 336,458.31</b>	<b>\$ 153,747.50</b>	<b>\$ 12,632.94</b>	<b>\$ 3,600.00</b>	<b>\$ 423,601.64</b>
<b>TOTAL RECEIPTS AND BALANCE</b>	<b>\$ 842,968.49</b>	<b>\$ 323,444.35</b>	<b>\$ 41,078.41</b>	<b>\$ 20,954.40</b>	<b>\$ 497,080.39</b>
Checks Issued 19-20	255,482.34	73,831.81	40,281.42	-	359,117.69
Checks Issued 18-19	182,545.33	202.92	-	-	19,775.94
<b>TOTAL DISBURSEMENTS</b>	<b>\$ 438,027.67</b>	<b>\$ 74,034.73</b>	<b>\$ 40,281.42</b>	<b>\$ -</b>	<b>\$ 378,893.63</b>
<b>CASH BALANCE JUNE 30, 2020</b>	<b>\$ 404,940.82</b>	<b>\$ 249,409.62</b>	<b>\$ 796.99</b>	<b>\$ 20,954.40</b>	<b>\$ 118,186.76</b>
Reserve for Interest on Warrants					
Reserves from Schedule 8	132,771.41	4,108.43	-	-	36,592.97
<b>TOTAL LIABILITIES AND RESERVE</b>	<b>\$ 132,771.41</b>	<b>\$ 4,108.43</b>	<b>\$ -</b>	<b>\$ -</b>	<b>\$ 36,592.97</b>
<b>DEFICIT: (Red Figure)</b>	<b>\$ -</b>	<b>\$ -</b>	<b>\$ -</b>	<b>\$ -</b>	<b>\$ -</b>
<b>CASH FUND BALANCE FORWARD TO SUCCEEDING YEAR</b>	<b>\$ 272,169.41</b>	<b>\$ 245,301.19</b>	<b>\$ 796.99</b>	<b>\$ 20,954.40</b>	<b>\$ 81,593.79</b>

Schedule 6, Special Revenue Fund Warrant Accounts of Current Year	2019-2020	2019-2020	2019-2020	2019-2020	2019-2020
CURRENT YEAR	Amount	Amount	Amount	Amount	Amount
Warrants Outstanding of Year in Caption	\$ -	\$ -	\$ -	\$ -	\$ -
Warrants Registered During Year					
<b>TOTAL</b>	<b>\$ -</b>	<b>\$ -</b>	<b>\$ -</b>	<b>\$ -</b>	<b>\$ -</b>
Warrants Paid During Year					
Warrants Converted to Bonds or Judgments					
Warrants Cancelled					
Warrants Estopped by Statute					
<b>TOTAL WARRANTS RETIRED</b>	<b>\$ -</b>	<b>\$ -</b>	<b>\$ -</b>	<b>\$ -</b>	<b>\$ -</b>
<b>BALANCE WARRANTS OUTSTANDING JUNE 30, 2020</b>	<b>\$ -</b>	<b>\$ -</b>	<b>\$ -</b>	<b>\$ -</b>	<b>\$ -</b>

**SPECIAL REVENUE FUND ACCOUNTS COVERING THE PERIOD JULY 1, 2019 TO JUNE 30, 2020  
ESTIMATE OF NEEDS FOR 2020-21**

**EXHIBIT "I"**

Special Revenue Fund Accounts:		
Schedule 1, Current Balance Sheet - June 30, 2020		
CURRENT YEAR		TOTAL
<b>ASSETS:</b>		
Cash Balance June 30, 2020		\$ 34,279,590.88
Investments		
<b>TOTAL ASSETS</b>		<b>\$ 34,279,590.88</b>
<b>LIABILITIES AND RESERVES:</b>		
Warrants Outstanding		
Reserve for Interest on Warrants		
Reserves from Schedule 8		4,808,837.93
<b>TOTAL LIABILITIES AND RESERVES</b>		<b>\$ 4,808,837.93</b>
<b>CASH FUND BALANCE JUNE 30, 2020</b>		<b>\$ 29,470,752.95</b>
<b>TOTAL LIABILITIES, RESERVES AND CASH FUND BALANCE</b>		<b>\$ 34,279,590.88</b>

Schedule 5, Expenditures Special Revenue Fund Accounts of Current Year		
CURRENT YEAR		Amount
Cash Balance Reported to Excise Board 6-30-19		\$ 30,513,527.63
Cash Fund Balance Transferred Out		(4,401,000.00)
Cash Fund Balance Transferred In		-
Adjusted Cash Balance		\$ 26,112,527.63
Ad Valorem Tax Apportioned To Year In Caption		
Miscellaneous Revenue (Schedule 4)		39,449,498.11
Interest Income		293,984.84
Cash Fund Balance Forward From Preceding Year		-
Prior Expenditures Recovered		
<b>TOTAL RECEIPTS</b>		<b>\$ 39,743,482.95</b>
<b>TOTAL RECEIPTS AND BALANCE</b>		<b>\$ 65,856,010.58</b>
Checks Issued 19-20		27,814,631.39
Checks Issued 18-19		3,761,788.31
<b>TOTAL DISBURSEMENTS</b>		<b>\$ 31,576,419.70</b>
<b>CASH BALANCE JUNE 30, 2020</b>		<b>\$ 34,279,590.88</b>
Reserve for Warrants Outstanding		
Reserve for Interest on Warrants		
Reserves from Schedule 8		4,808,837.93
<b>TOTAL LIABILITIES AND RESERVE</b>		<b>\$ 4,808,837.93</b>
<b>DEFICIT: (Red Figure)</b>		<b>\$ -</b>
<b>CASH FUND BALANCE FORWARD TO SUCCEEDING YEAR</b>		<b>\$ 29,470,752.95</b>

Schedule 6, Special Revenue Fund Warrant Accounts of Current Year		2019-2020
CURRENT YEAR		Amount
Warrants Outstanding of Year in Caption		\$ -
Warrants Registered During Year		
<b>TOTAL</b>		<b>\$ -</b>
Warrants Paid During Year		
Warrants Converted to Bonds or Judgments		
Warrants Cancelled		
Warrants Estopped by Statute		
<b>TOTAL WARRANTS RETIRED</b>		<b>\$ -</b>
<b>BALANCE WARRANTS OUTSTANDING JUNE 30, 2020</b>		<b>\$ -</b>



**SPECIAL REVENUE FUND ACCOUNTS COVERING THE PERIOD JULY 1, 2019 TO JUNE 30, 2020**  
**ESTIMATE OF NEEDS FOR 2020-21**  
**SPECIAL CASH FUNDS REQUIRED BY 62 O.S. 1991 SEC. 331, TO BE ACCOUNTED FOR SEPARATELY FROM**  
**TAX-LEVY FUNDS**

Exhibit "I"

Schedule 8 (Report of Prior Year's Expenditures)	Fiscal Year Ending June 30, 2019			
	Reserves 6-30-19 With Subsequent Adjustments	Checks Since Issued	Claims Pending 6-30-2019	Balance Lapsed Appropriations
<b>Not to be estimated but appropriated after receipt</b>				
<b>Highway Cash Fund 1110</b>				
<b>District 1</b>				
51000 Salaries & Wages	56,372.33	56,372.33	-	-
52000 Fringe Benefits	11,077.16	11,077.16	-	-
53000 Travel	-	-	-	-
54000 Maintenance and operation	513,571.92	256,254.71	-	257,317.21
55000 Capital Outlay	194,071.03	194,071.03	-	-
<b>Total Highway Cash Fund - District 1</b>	<b>775,092.44</b>	<b>517,775.23</b>	<b>-</b>	<b>257,317.21</b>
<b>District 2</b>				
51000 Salaries & Wages	27,233.62	27,233.62	-	-
52000 Fringe Benefits	5,351.40	5,351.40	-	-
53000 Travel	-	-	-	-
54000 Maintenance and operation	932,687.77	200,889.30	-	731,798.47
55000 Capital Outlay	283,593.16	265,707.04	-	17,886.12
<b>Total Highway Cash Fund - District 2</b>	<b>1,248,865.95</b>	<b>499,181.36</b>	<b>-</b>	<b>749,684.59</b>
<b>District 3</b>				
51000 Salaries & Wages	42,142.43	42,142.43	-	-
52000 Fringe Benefits	8,280.99	8,280.99	-	-
53000 Travel	-	-	-	-
54000 Maintenance and operation	350,257.02	290,881.26	-	59,375.76
55000 Capital Outlay	112,376.36	112,256.36	-	120.00
<b>Total Highway Cash Fund - District 3</b>	<b>513,056.80</b>	<b>453,561.04</b>	<b>-</b>	<b>59,495.76</b>
<b>Total Highway Cash Fund</b>	<b>2,537,015.19</b>	<b>1,470,517.63</b>	<b>-</b>	<b>1,066,497.56</b>
<b>County Bridge &amp; Road Improvement Fund - 1111</b>				
54000 Maintenance and operation	1,980,927.58	1,017,911.57	-	963,016.01
<b>Tax Assessment District - 1118</b>				
54000 Maintenance and operation	-	-	-	-
<b>Resale Property Budgeted - 1130</b>				
51000 Salaries & Wages	42,505.90	42,505.90	-	-
52000 Fringe Benefits	8,352.41	8,352.41	-	-
53000 Travel	-	-	-	-
54000 Maintenance and operation	331,953.74	10,480.01	-	321,473.73
55000 Capital Outlay	25,607.57	25,607.57	-	-
<b>Total Resale Property Refunds</b>	<b>408,419.62</b>	<b>86,945.89</b>	<b>-</b>	<b>321,473.73</b>
<b>Treasurer Mortgage Fee - 1140</b>				
51000 Salaries & Wages	934.39	934.39	-	-
52000 Fringe Benefits	183.61	183.61	-	-
53000 Travel	534.00	534.00	-	-
54000 Maintenance and operation	1,134.79	850.62	-	284.17
55000 Capital Outlay	127.80	127.80	-	-
<b>Total Treasurer Mortgage Fee</b>	<b>2,914.59</b>	<b>2,630.42</b>	<b>-</b>	<b>284.17</b>

**SPECIAL REVENUE FUND ACCOUNTS COVERING THE PERIOD JULY 1, 2019 TO JUNE 30, 2020  
ESTIMATE OF NEEDS FOR 2020-21**

Exhibit "I"

Fiscal Year Ending June 30, 2020						
Total Approved Appropriations during Year	Cancellations		Net Amount of Appropriations	Checks Issued	Reserves	Lapsed Balance Known to be Unencumbered
	By Court	By Excise Board				
1,620,191.34			1,620,191.34	1,309,657.29	38,867.47	271,666.58
816,842.12			816,842.12	699,434.59	7,637.46	109,770.07
12,587.42			12,587.42	307.48	2,015.00	10,264.94
5,448,737.44			5,448,737.44	890,906.67	714,966.63	3,842,864.14
1,073,282.09			1,073,282.09	386,391.66	58,964.89	627,925.54
8,971,640.41			8,971,640.41	3,286,697.69	822,451.45	4,862,491.27
1,701,480.08			1,701,480.08	1,199,879.26	31,791.70	469,809.12
849,378.70			849,378.70	583,273.41	6,247.07	259,858.22
768.73			768.73	50.00	-	718.73
7,152,529.47			7,152,529.47	1,331,720.65	401,098.60	5,419,710.22
1,789,965.29			1,789,965.29	259,321.84	13,356.24	1,517,287.21
11,494,122.27			11,494,122.27	3,374,245.16	452,493.61	7,667,383.50
1,582,878.33			1,582,878.33	1,520,101.96	44,175.55	18,600.82
844,300.60			844,300.60	809,584.92	8,680.50	26,035.18
587.27			587.27	432.15	-	155.12
3,422,872.62			3,422,872.62	1,958,673.42	693,273.97	770,925.23
1,140,616.11			1,140,616.11	736,856.42	36,207.85	367,551.84
6,991,254.93			6,991,254.93	5,025,648.87	782,337.87	1,183,268.19
27,457,017.61			27,457,017.61	11,686,591.72	2,057,282.93	13,713,142.96
4,021,325.85			4,021,325.85	494,794.67	718,520.33	2,808,010.85
25,381.40			25,381.40	25,381.40	-	-
1,712,017.00			1,712,017.00	1,616,969.80	45,916.71	49,130.49
826,913.00			826,913.00	746,220.72	9,022.64	71,669.64
10,800.00			10,800.00	3,525.00	-	7,275.00
1,692,800.01			1,692,800.01	1,150,066.57	343,135.48	199,597.96
487,107.57			487,107.57	56,184.13	772.15	430,151.29
4,729,637.58			4,729,637.58	3,572,966.22	398,846.98	757,824.38
60,084.77			60,084.77	38,640.34	1,100.06	20,344.37
51,994.10			51,994.10	29,886.52	216.16	21,891.42
13,963.36			13,963.36	6,961.75	-	7,001.61
122,760.38			122,760.38	46,587.32	-	76,173.06
53,113.91			53,113.91	8,826.32	127.80	44,159.79
301,916.52			301,916.52	130,902.25	1,444.02	169,570.25

**SPECIAL REVENUE FUND ACCOUNTS COVERING THE PERIOD JULY 1, 2019 TO JUNE 30, 2020**  
**ESTIMATE OF NEEDS FOR 2020-21**  
**SPECIAL CASH FUNDS REQUIRED BY 62 O.S. 1991 SEC. 331, TO BE ACCOUNTED FOR SEPARATELY FROM**  
**TAX-LEVY FUNDS**

Exhibit "I"

Schedule 8 (Report of Prior Year's Expenditures)	Fiscal Year Ending June 30, 2019			
	Reserves 6-30-19 With Subsequent Adjustments	Checks Since Issued	Claims Pending 6-30-2019	Balance Lapsed Appropriations
Not to be estimated but appropriated after receipt				
<b>County Clerk Lien Fee - 1150</b>				
51000 Salaries & Wages	1,395.97	1,395.97	-	-
52000 Fringe Benefits	274.31	274.31	-	-
53000 Travel	-	-	-	-
54000 Maintenance and operation	3,201.42	1,723.21	-	1,478.21
55000 Capital Outlay	-	-	-	-
<b>Total County Clerk Lien Fee</b>	<b>4,871.70</b>	<b>3,393.49</b>	<b>-</b>	<b>1,478.21</b>
<b>UCC Central Filing Fee - 1151</b>				
51000 Salaries & Wages	6,763.47	6,763.47	-	-
52000 Fringe Benefits	1,329.03	1,329.03	-	-
53000 Travel	-	-	-	-
54000 Maintenance and operation	9,600.00	-	-	9,600.00
55000 Capital Outlay	750.00	-	-	-
<b>Total UCC Central Filing Fee Fund</b>	<b>18,442.50</b>	<b>8,092.50</b>	<b>-</b>	<b>9,600.00</b>
<b>Records Mgmt. &amp; Preservation - 1152</b>				
51000 Salaries & Wages	10,165.89	10,165.89	-	-
52000 Fringe Benefits	1,828.40	1,828.40	-	-
53000 Travel	-	-	-	-
54000 Maintenance and operation	6,687.46	1,992.50	-	4,694.96
55000 Capital Outlay	-	-	-	-
<b>Total Records Mgmt. &amp; Preservation Fund</b>	<b>18,681.75</b>	<b>13,986.79</b>	<b>-</b>	<b>4,694.96</b>
<b>Sheriff Service Fee - 1160</b>				
51000 Salaries & Wages	81,540.23	81,540.23	-	-
52000 Fringe Benefits	25,700.26	25,700.26	-	0.00
53000 Travel	-	-	-	-
54000 Maintenance and operation	107,287.48	81,134.83	-	26,152.65
55000 Capital Outlay	6,769.52	6,769.40	-	0.12
<b>Total Sheriff Service Fee</b>	<b>221,297.49</b>	<b>195,144.72</b>	<b>-</b>	<b>26,152.77</b>
<b>Sheriff Special Revenue - 1161</b>				
51000 Salaries & Wages	26,349.06	26,349.06	-	-
52000 Fringe Benefits	5,177.59	5,177.59	-	-
53000 Travel	4,914.92	4,914.92	-	-
54000 Maintenance and operation	358,366.53	203,230.89	-	155,135.64
55000 Capital Outlay	431,674.47	430,556.78	-	1,117.69
<b>Total Sheriff Special Revenue</b>	<b>826,482.57</b>	<b>670,229.24</b>	<b>-</b>	<b>156,253.33</b>
<b>Sheriff's Grant Fund - 1162</b>				
51000 Salaries & Wages	7,718.75	7,718.75	-	-
52000 Fringe Benefits	860.74	860.74	-	-
53000 Travel	-	-	-	-
54000 Maintenance and operation	6,455.84	4,048.45	-	2,407.39
55000 Capital Outlay	157,189.56	38,467.66	-	118,721.90
<b>Total Sheriff Special Revenue</b>	<b>172,224.89</b>	<b>51,095.60</b>	<b>-</b>	<b>121,129.29</b>

**SPECIAL REVENUE FUND ACCOUNTS COVERING THE PERIOD JULY 1, 2019 TO JUNE 30, 2020  
ESTIMATE OF NEEDS FOR 2020-21**

Exhibit "I"

Fiscal Year Ending June 30, 2020						
Total Approved Appropriations during Year	Cancellations		Net Amount of Appropriations	Checks Issued	Reserves	Lapsed Balance Known to be Unencumbered
	By Court	By Excise Board				
160,631.18			160,631.18	158,772.66	4,596.50	-
80,175.44			80,175.44	70,555.89	903.21	8,716.34
10,000.00			10,000.00	-	-	10,000.00
82,669.35			82,669.35	21,581.93	6,305.88	54,781.54
206,688.22			206,688.22	151,768.09	7,055.34	47,864.79
540,164.19			540,164.19	402,678.57	18,860.93	121,362.67
280,900.00			280,900.00	271,729.35	7,563.77	1,606.88
138,758.05			138,758.05	120,046.79	1,486.28	17,224.98
-			-	-	-	-
385,405.32			385,405.32	153,242.40	16,560.00	215,602.92
292,166.37			292,166.37	82,010.60	250.00	209,905.77
1,097,229.74			1,097,229.74	627,029.14	25,860.05	444,340.55
597,694.96			597,694.96	525,559.17	18,144.70	53,991.09
270,639.50			270,639.50	239,837.25	3,565.43	27,236.82
-			-	-	-	-
382,169.79			382,169.79	136,064.86	46,272.67	199,832.26
1,034,331.02			1,034,331.02	446,078.71	80,126.22	508,126.09
2,284,835.27			2,284,835.27	1,347,539.99	148,109.02	789,186.26
1,812,754.38			1,812,754.38	1,616,007.38	38,395.90	158,351.10
874,674.53			874,674.53	781,367.73	7,158.94	86,147.86
14,767.90			14,767.90	3,304.07	-	11,463.83
2,063,052.91			2,063,052.91	1,270,736.76	198,218.32	594,097.83
263,448.29			263,448.29	108,869.93	7,587.16	146,991.20
5,028,698.01			5,028,698.01	3,780,285.87	251,360.32	997,051.82
846,853.31			846,853.31	806,011.09	20,234.63	20,607.59
412,197.70			412,197.70	402,731.51	3,976.11	5,490.08
43,218.00			43,218.00	14,215.96	150.00	28,852.04
2,727,664.07			2,727,664.07	1,613,932.41	331,893.75	781,837.91
2,821,462.76			2,821,462.76	563,078.08	463,814.68	1,794,570.00
6,851,395.84			6,851,395.84	3,399,969.05	820,069.17	2,631,357.62
209,352.58			209,352.58	170,835.04	9,175.87	29,341.67
47,394.14			47,394.14	30,260.01	991.10	16,143.03
7,000.00			7,000.00	-	-	7,000.00
61,719.44			61,719.44	7,702.12	495.00	53,522.32
650,734.01			650,734.01	227,427.39	154,031.45	269,275.17
976,200.17			976,200.17	436,224.56	164,693.42	375,282.19

**SPECIAL REVENUE FUND ACCOUNTS COVERING THE PERIOD JULY 1, 2019 TO JUNE 30, 2020**  
**ESTIMATE OF NEEDS FOR 2020-21**  
**SPECIAL CASH FUNDS REQUIRED BY 62 O.S. 1991 SEC. 331, TO BE ACCOUNTED FOR SEPARATELY FROM**  
**TAX-LEVY FUNDS**

Exhibit "I"

Schedule 8 (Report of Prior Year's Expenditures)	Fiscal Year Ending June 30, 2019			
	Reserves 6-30-19 With Subsequent Adjustments	Checks Since Issued	Claims Pending 6-30-2019	Balance Lapsed Appropriations
<b>Not to be estimated but appropriated after receipt</b>				
<b>Assessor Revolving Fee - 1201</b>				
54000 Operating Expend.	760.00	-	-	-
55000 Capital Outlay	-	760.00	-	-
<b>Total Assessor Revolving</b>	<b>760.00</b>	<b>760.00</b>	<b>-</b>	<b>-</b>
<b>Court Clerk Revolving Fee Fund - 1210</b>				
Vouchers	-	-	-	-
<b>Total Court Clerk Revolving Fund Total</b>	<b>-</b>	<b>-</b>	<b>-</b>	<b>-</b>
<b>Juvenile Probation Fee Fund - 1231</b>				
54000 Maintenance and operation	2,660.00	2,660.00	-	-
<b>Total Juvenile Probation Fee</b>	<b>2,660.00</b>	<b>2,660.00</b>	<b>-</b>	<b>-</b>
<b>Juvenile Grant Fund - 1233</b>				
51000 Salaries & Wages	3,869.37	3,869.37	-	-
52000 Fringe Benefits	760.33	760.33	-	(0.00)
53000 Travel	-	-	-	-
54000 Maintenance and operation	14,507.52	2,660.00	-	11,847.52
55000 Capital Outlay	-	-	-	-
<b>Total Juvenile Grant Fund</b>	<b>19,137.22</b>	<b>7,289.70</b>	<b>-</b>	<b>11,847.52</b>
<b>Planning Commission Fee Fund - 1240</b>				
51000 Salaries & Wages	12,590.29	12,590.29	-	-
52000 Fringe Benefits	2,382.19	2,382.19	-	-
53000 Travel	1,242.94	1,242.94	-	-
54000 Maintenance and operation	3,348.24	1,606.70	-	1,741.54
55000 Capital Outlay	378.82	-	-	-
<b>Total Planning Commission Fee</b>	<b>19,942.48</b>	<b>17,822.12</b>	<b>-</b>	<b>1,741.54</b>
<b>Local Emergency Planning Committee - 1250</b>				
53000 Travel	-	-	-	-
54000 Maintenance and operation	-	-	-	-
55000 Capital Outlay	-	-	-	-
<b>Total Local Emerg Planning Comm</b>	<b>-</b>	<b>-</b>	<b>-</b>	<b>-</b>
<b>Emergency Management Fund - 1251</b>				
51000 Salaries & Wages	-	-	-	-
52000 Fringe Benefits	-	-	-	-
53000 Travel	-	-	-	-
54000 Maintenance and operation	-	-	-	-
55000 Capital Outlay	-	-	-	-
<b>Total Emergency Management Fund</b>	<b>-</b>	<b>-</b>	<b>-</b>	<b>-</b>

**SPECIAL REVENUE FUND ACCOUNTS COVERING THE PERIOD JULY 1, 2019 TO JUNE 30, 2020  
ESTIMATE OF NEEDS FOR 2020-21**

Exhibit "I"

Fiscal Year Ending June 30, 2020						
Total Approved Appropriations during Year	Cancellations		Net Amount of Appropriations	Checks Issued	Reserves	Lapsed Balance Known to be Unencumbered
	By Court	By Excise Board				
-			-	-	-	-
105,801.35			105,801.35	5,257.49	-	100,543.86
<b>105,801.35</b>			<b>105,801.35</b>	<b>5,257.49</b>	-	<b>100,543.86</b>
-			288,307.44	465,484.11	-	(177,176.67)
-			<b>288,307.44</b>	<b>465,484.11</b>	-	<b>(177,176.67)</b>
121,971.90			121,971.90	19,757.50	4,137.50	98,076.90
<b>121,971.90</b>			<b>121,971.90</b>	<b>19,757.50</b>	<b>4,137.50</b>	<b>98,076.90</b>
163,956.83			163,956.83	137,266.33	3,001.74	23,688.76
107,180.52			107,180.52	81,785.46	589.84	24,805.22
9,876.52			9,876.52	140.00	-	9,736.52
134,869.50			134,869.50	50,486.45	40.01	84,343.04
42,334.80			42,334.80	-	-	42,334.80
<b>458,218.17</b>			<b>458,218.17</b>	<b>269,678.24</b>	<b>3,631.59</b>	<b>184,908.34</b>
220,810.45			220,810.45	188,574.12	2,584.09	29,652.24
82,295.01			82,295.01	75,664.73	485.03	6,145.25
26,151.39			26,151.39	22,326.92	967.73	2,856.74
106,931.71			106,931.71	27,446.03	6,508.18	72,977.50
4,918.75			4,918.75	1,270.12	717.20	2,931.43
<b>441,107.31</b>			<b>441,107.31</b>	<b>315,281.92</b>	<b>11,262.23</b>	<b>114,563.16</b>
1,500.00			1,500.00	-	-	1,500.00
3,262.37			3,262.37	-	-	3,262.37
4,855.98			4,855.98	-	-	4,855.98
<b>9,618.35</b>			<b>9,618.35</b>	-	-	<b>9,618.35</b>
-			-	-	-	-
-			-	-	-	-
1,203.12			1,203.12	260.00	-	943.12
238,870.67			238,870.67	5,533.92	1,600.00	231,736.75
374,556.76			374,556.76	17,661.15	-	356,895.61
<b>614,630.55</b>			<b>614,630.55</b>	<b>23,455.07</b>	<b>1,600.00</b>	<b>589,575.48</b>

**SPECIAL REVENUE FUND ACCOUNTS COVERING THE PERIOD JULY 1, 2019 TO JUNE 30, 2020**  
**ESTIMATE OF NEEDS FOR 2020-21**  
**SPECIAL CASH FUNDS REQUIRED BY 62 O.S. 1991 SEC. 331, TO BE ACCOUNTED FOR SEPARATELY FROM**  
**TAX-LEVY FUNDS**

Exhibit "I"

Schedule 8 (Report of Prior Year's Expenditures)	Fiscal Year Ending June 30, 2019			
	Reserves 6-30-19 With Subsequent Adjustments	Checks Since Issued	Claims Pending 6-30-2019	Balance Lapsed Appropriations
Not to be estimated but appropriated after receipt				
<b>Community Service Fee Fund - 1260</b>				
51000 Salaries & Wages	-	-	-	-
52000 Fringe Benefits	-	-	-	-
53000 Travel	-	-	-	-
54000 Maintenance and operation	17,242.55	10,530.99	-	6,711.56
55000 Capital Outlay	3,209.86	253.46	-	2,956.40
<b>Total Community Service Fee</b>	<b>20,452.41</b>	<b>10,784.45</b>	<b>-</b>	<b>9,667.96</b>
<b>Community Sentencing Fund - 1270</b>				
51000 Salaries & Wages	-	-	-	-
52000 Fringe Benefits	-	-	-	-
53000 Travel	-	-	-	-
54000 Maintenance and operation	-	-	-	-
55000 Capital Outlay	-	-	-	-
<b>Total Community Sentencing</b>	<b>-</b>	<b>-</b>	<b>-</b>	<b>-</b>
<b>Drug Court Fund - 1280</b>				
51000 Salaries & Wages	-	-	-	-
52000 Fringe Benefits	42.37	42.37	-	-
53000 Travel	1,275.30	1,275.30	-	-
54000 Maintenance and operation	182,093.75	181,227.66	-	866.09
55000 Capital Outlay	272.00	-	-	272.00
<b>Total Drug Court Fund</b>	<b>183,683.42</b>	<b>182,545.33</b>	<b>-</b>	<b>1,138.09</b>
<b>Mental Health Court Fund - 1282</b>				
54000 Maintenance and operation	2,384.50	202.92	-	2,181.58
55000 Capital Outlay	20.00	-	-	20.00
<b>Total Mental Health Court Fund</b>	<b>2,404.50</b>	<b>202.92</b>	<b>-</b>	<b>2,201.58</b>
<b>SHINE Program fund - 1290</b>				
51000 Salaries & Wages	-	-	-	-
52000 Fringe Benefits	-	-	-	-
53000 Travel	-	-	-	-
54000 Maintenance and operation	-	-	-	-
55000 Capital Outlay	-	-	-	-
<b>Total SHINE Program Fund</b>	<b>-</b>	<b>-</b>	<b>-</b>	<b>-</b>
<b>MIS Fund - 1300</b>				
51000 Salaries & Wages	-	-	-	-
52000 Fringe Benefits	-	-	-	-
53000 Travel	-	-	-	-
54000 Maintenance and operation	-	-	-	-
55000 Capital Outlay	-	-	-	-
<b>Total MIS Fund</b>	<b>-</b>	<b>-</b>	<b>-</b>	<b>-</b>

**SPECIAL REVENUE FUND ACCOUNTS COVERING THE PERIOD JULY 1, 2019 TO JUNE 30, 2020  
ESTIMATE OF NEEDS FOR 2020-21**

Exhibit "I"

Fiscal Year Ending June 30, 2020						
Total Approved Appropriations during Year	Cancellations		Net Amount of Appropriations	Checks Issued	Reserves	Lapsed Balance Known to be Unencumbered
	By Court	By Excise Board				
-			-	-	-	-
5,169.14			5,169.14	-	-	5,169.14
111.86			111.86	111.86	-	-
193,092.79			193,092.79	74,041.50	9,433.17	109,618.12
9,873.82			9,873.82	8,487.00	253.46	1,133.36
208,247.61			208,247.61	82,640.36	9,686.63	115,920.62
-			-	-	-	-
-			-	-	-	-
-			-	-	-	-
264,447.66			264,447.66	-	-	264,447.66
-			-	-	-	-
264,447.66			264,447.66	-	-	264,447.66
-			-	-	-	-
144,367.67			144,367.67	101,699.88	-	42,667.79
67,200.26			67,200.26	52,547.48	-	14,652.78
7,290.42			7,290.42	2,787.56	-	4,502.86
615,817.34			615,817.34	96,516.82	132,208.01	387,092.51
8,292.80			8,292.80	1,930.60	563.40	5,798.80
842,968.49			842,968.49	255,482.34	132,771.41	454,714.74
-			-	-	-	-
289,422.44			289,422.44	71,953.61	3,546.63	213,922.20
3,272.41			3,272.41	1,878.20	561.80	832.41
292,694.85	-	-	292,694.85	73,831.81	4,108.43	214,754.61
-			-	-	-	-
-			-	-	-	-
-			-	-	-	-
41,078.41			41,078.41	40,281.42	-	796.99
-			-	-	-	-
41,078.41			41,078.41	40,281.42	-	796.99
-			-	-	-	-
-			-	-	-	-
-			-	-	-	-
20,046.00			20,046.00	-	-	20,046.00
20,046.00			20,046.00	-	-	20,046.00



**SPECIAL REVENUE FUND ACCOUNTS COVERING THE PERIOD JULY 1, 2019 TO JUNE 30, 2020**  
**ESTIMATE OF NEEDS FOR 2020-21**  
**SPECIAL CASH FUNDS REQUIRED BY 62 O.S. 1991 SEC. 331, TO BE ACCOUNTED FOR SEPARATELY FROM**  
**TAX-LEVY FUNDS**

Exhibit "I"

Schedule 8 (Report of Prior Year's Expenditures)  Not to be estimated but appropriated after receipt	Fiscal Year Ending June 30, 2019			
	Reserves 6-30-19 With Subsequent Adjustments	Checks Since Issued	Claims Pending 6-30-2019	Balance Lapsed Appropriations
<b>Juvenile Work Restitution - 6020</b>				
51000 Salaries & Wages	-	-	-	-
52000 Fringe Benefits	-	-	-	-
53000 Travel	-	-	-	-
	-	-	-	-
<b>Total Juvenile Work Restitution</b>	-	-	-	-
<b>Law Library - 6050</b>				
51000 Salaries & Wages	3,100.17	3,100.17	-	(2,490.99)
52000 Fringe Benefits	609.18	609.18	-	(609.18)
53000 Travel	-	-	-	17,956.52
54000 Maintenance and operation	17,956.52	15,670.59	-	(15,274.59)
55000 Capital Outlay	396.00	396.00	-	21,665.87
<b>Total Law Library</b>	<b>22,061.87</b>	<b>19,775.94</b>	-	<b>21,247.63</b>
<b>Total Cash Funds</b>	<b>6,462,379.78</b>	<b>3,761,788.31</b>	-	<b>2,718,424.35</b>

**SPECIAL REVENUE FUND ACCOUNTS COVERING THE PERIOD JULY 1, 2019 TO JUNE 30, 2020  
ESTIMATE OF NEEDS FOR 2020-21**

Exhibit "I"

Fiscal Year Ending June 30, 2020						
Total Approved Appropriations during Year	Cancellations		Net Amount of Appropriations	Checks Issued	Reserves	Lapsed Balance Known to be Unencumbered
	By Court	By Excise Board				
-			-	-	-	-
-			-	-	-	-
-			-	-	-	-
-			-	-	-	-
-			-	-	-	-
115,098.31			115,098.31	112,447.71	3,100.18	(449.58)
47,587.69			47,587.69	46,775.91	269.99	541.79
-			-	-	202.60	(202.60)
299,535.02			299,535.02	195,934.07	32,228.20	71,372.75
5,148.00			5,148.00	3,960.00	792.00	396.00
467,369.02			467,369.02	359,117.69	36,592.97	71,658.36
57,202,001.85	-	-	57,490,309.29	27,814,631.39	4,808,837.93	24,869,577.95

**CAPITAL PROJECT FUND ACCOUNTS COVERING THE PERIOD JULY 1, 2019 TO JUNE 30, 2020  
ESTIMATE OF NEEDS FOR 2020-21**

**EXHIBIT "J"**

Capital Project Fund Accounts:	Capital Projects Regular 2010	Capital Projects Districts 2020	Capital Projects Tinker I 2030	Capital Tinker Clearing II 2031
Schedule 1, Current Balance Sheet - June 30, 2020	2019-2020	2019-2020	2019-2020	2019-2020
<b>CURRENT YEAR</b>	<b>Amount</b>	<b>Amount</b>		
<b>ASSETS:</b>				
Cash Balance June 30, 2020	5,544,839.88	474,489.24	707,511.65	313,224.95
Investments				
<b>TOTAL ASSETS</b>	\$ 5,544,839.88	\$ 474,489.24	\$ 707,511.65	\$ 313,224.95
<b>LIABILITIES AND RESERVES:</b>				
Warrants Outstanding				
Reserve for Interest on Warrants				
Reserves from Schedule 8	-	-	-	-
<b>TOTAL LIABILITIES AND RESERVES</b>	\$ -	\$ -	\$ -	\$ -
<b>CASH FUND BALANCE JUNE 30, 2019</b>	\$ 5,544,839.88	\$ 474,489.24	\$ 707,511.65	\$ 313,224.95
<b>TOTAL LIABILITIES, RESERVES AND CASH FUND BALANCE</b>	\$ 5,544,839.88	\$ 474,489.24	\$ 707,511.65	\$ 313,224.95

Schedule 5, Expenditures Capital Project Fund Accounts of Current Year	2019-2020	2019-2020	2019-2020	2019-2020
<b>CURRENT YEAR</b>	<b>Amount</b>	<b>Amount</b>	<b>Amount</b>	<b>Amount</b>
Cash Balance Reported to Excise Board 6-30-19	4,966,706.83	\$474,489.24	\$ 630,969.65	\$ 309,460.83
Cash Fund Balance Transferred Out		-	-	-
Cash Fund Balance Transferred In	1,781,841.00			
Adjusted Cash Balance	\$ 6,748,547.83	\$ 474,489.24	\$ 630,969.65	\$ 309,460.83
Miscellaneous Revenue	1,874,204.69		68,310.00	
Interest Income	70,108.82		9,232.00	3,764.12
Cash Fund Balance Forward From Preceding Year				
Prior Expenditures Recovered				
<b>TOTAL RECEIPTS</b>	\$ 1,944,313.51	\$ -	\$ 77,542.00	\$ 3,764.12
<b>TOTAL RECEIPTS AND BALANCE</b>	\$ 8,692,861.34	\$ 474,489.24	\$ 708,511.65	\$ 313,224.95
Checks Issued 19-20	1,254,658.89			
Checks Issued 18-19	1,893,362.57		1,000.00	
<b>TOTAL DISBURSEMENTS</b>	\$ 3,148,021.46	\$ -	\$ 1,000.00	\$ -
<b>CASH BALANCE JUNE 30, 2020</b>	\$ 5,544,839.88	\$ 474,489.24	\$ 707,511.65	\$ 313,224.95
Reserve for Warrants Outstanding				
Reserve for Interest on Warrants				
Reserves from Schedule 8	-	-	-	-
<b>TOTAL LIABILITIES AND RESERVE</b>	\$ -	\$ -	\$ -	\$ -
<b>DEFICIT: (Red Figure)</b>	\$ -	\$ -	\$ -	\$ -
<b>CASH FUND BALANCE FORWARD TO SUCCEEDING YEAR</b>	\$ 5,544,839.88	\$ 474,489.24	\$ 707,511.65	\$ 313,224.95

Schedule 6, Capital Project Fund Warrant Accounts of Current Year	2019-2020	2019-2020	2019-2020
<b>CURRENT YEAR</b>	<b>Amount</b>	<b>Amount</b>	<b>Amount</b>
Warrants Outstanding of Year in Caption	\$ -	\$ -	\$ -
Warrants Registered During Year			
<b>TOTAL</b>	\$ -	\$ -	\$ -
Warrants Paid During Year			
Warrants Converted to Bonds or Judgments			
Warrants Cancelled			
Warrants Estopped by Statute			
<b>TOTAL WARRANTS RETIRED</b>	\$ -	\$ -	\$ -
<b>BALANCE WARRANTS OUTSTANDING JUNE 30, 2019</b>	\$ -	\$ -	\$ -

**CAPITAL PROJECT FUND ACCOUNTS COVERING THE PERIOD JULY 1, 2019 TO JUNE 30, 2020  
ESTIMATE OF NEEDS FOR 2020-21**

**EXHIBIT "J"**

County Bonds 2032	Jail Facility 2040	Sale of Property 2050	Capital -OSU 2060	TOTAL
2019-2020	2019-2020	2019-2020	2019-2020	
Amount	Amount	Amount	Amount	
1,478,296.66	7,524.69	8,007.40	27,646.45	\$ 8,561,540.92
\$ 1,478,296.66	\$ 7,524.69	\$ 8,007.40	\$ 27,646.45	\$ 8,561,540.92
-	-	-	-	-
\$ -	\$ -	\$ -	\$ -	\$ -
\$ 1,478,296.66	\$ 7,524.69	\$ 8,007.40	\$ 27,646.45	\$ 8,561,540.92
\$ 1,478,296.66	\$ 7,524.69	\$ 8,007.40	\$ 27,646.45	\$ 8,561,540.92

2019-2020	2019-2020	2019-2020	2019-2020	2019-2020
Amount	Amount	Amount	Amount	Amount
\$ 885,213.95	\$ 27,145.61	\$ 7,891.76	\$ 27,276.90	\$ 7,329,154.77
-	-	-	-	-
-	-	-	-	1,781,841.00
\$ 885,213.95	\$ 27,145.61	\$ 7,891.76	\$ 27,276.90	\$ 9,110,995.77
996,183.00	14.08	-	-	2,938,711.77
11,299.71	-	115.64	369.55	94,889.84
-	-	-	-	-
\$ 1,007,482.71	\$ 14.08	\$ 115.64	\$ 369.55	\$ 3,033,601.61
\$ 1,892,696.66	\$ 27,159.69	\$ 8,007.40	\$ 27,646.45	\$ 12,144,597.38
269,300.00	11,135.00	-	-	1,535,093.89
145,100.00	8,500.00	-	-	2,047,962.57
\$ 414,400.00	\$ 19,635.00	\$ -	\$ -	\$ 3,583,056.46
\$ 1,478,296.66	\$ 7,524.69	\$ 8,007.40	\$ 27,646.45	\$ 8,561,540.92
-	-	-	-	-
\$ -	\$ -	\$ -	\$ -	\$ -
\$ -	\$ -	\$ -	\$ -	\$ -
\$ 1,478,296.66	\$ 7,524.69	\$ 8,007.40	\$ 27,646.45	\$ 8,561,540.92

2019-2020	2019-2020	2019-2020	2019-2020	2019-2020
Amount	Amount	Amount	Amount	Amount
\$ -	\$ -	\$ -	\$ -	\$ -
\$ -	\$ -	\$ -	\$ -	\$ -
\$ -	\$ -	\$ -	\$ -	\$ -
\$ -	\$ -	\$ -	\$ -	\$ -

**CAPITAL PROJECTS FUND ACCOUNTS COVERING THE PERIOD JULY 1, 2019 JUNE 30, 2020**  
**ESTIMATE OF NEEDS FOR 2020-21**  
**SPECIAL CASH FUNDS REQUIRED BY 62 O.S. 1991 SEC. 331, TO BE ACCOUNTED FOR SEPARATELY FROM**  
**TAX-LEVY FUNDS**

Exhibit "J"

Schedule 8 (Report of Prior Year's Expenditures)	Fiscal Year Ending June 30, 2019			
	Reserves 6-30-19 With Subsequent Adjustments	Checks Since Issued	Claims Pending 6-30-2019	Balance Lapsed Appropriations
<b>Not to be estimated but appropriated after receipt</b>				
<b>Capital Improvement Regular - 2010</b>				
<b>County Commissioners 120</b>				
55000 Capital Outlay	2,027,180.69	1,531,598.90	-	495,581.79
<b>TIF - Annex Building 319</b>				
51000 Salary	-	-	-	22,651.18
52000 Benefits	-	-	-	15,627.69
55000 Capital Outlay	584,001.00	80,502.87	-	689,940.55
<b>TIF - Revolving Account 323</b>				
51000 Salary				
52000 Benefits				
55000 Capital Outlay	756,671.22	281,260.80	-	475,410.42
<b>Total Capital Improvement Regular</b>	<b>3,367,852.91</b>	<b>1,893,362.57</b>	<b>-</b>	<b>1,699,211.63</b>
<b>Capital Improvement District - 2020</b>				
<b>Special Road Project 120</b>				
55000 Capital Outlay	-	-	-	-
<b>Total Capital Improvement District Special</b>	<b>-</b>	<b>-</b>	<b>-</b>	<b>-</b>
<b>Capital Improvement District 1 - 2020</b>				
55000 Capital Outlay	-	-	-	-
<b>Total Capital Improvement District 1</b>	<b>-</b>	<b>-</b>	<b>-</b>	<b>-</b>
<b>Capital Improvement District 2 - 2020</b>				
55000 Capital Outlay	-	-	-	-
<b>Total Capital Improvement District 2</b>	<b>-</b>	<b>-</b>	<b>-</b>	<b>-</b>
<b>Capital Improvement District 3 - 2020</b>				
55000 Capital Outlay	-	-	-	-
<b>Total Capital Improvement District 3</b>	<b>-</b>	<b>-</b>	<b>-</b>	<b>-</b>
<b>Capital Improvement Tinker - 2030</b>				
55000 Capital Outlay	1,000.00	1,000.00	-	-
<b>Total Tinker Clearing</b>	<b>1,000.00</b>	<b>1,000.00</b>	<b>-</b>	<b>-</b>
<b>Tinker Clearing 2002 Fund - 2031</b>				
54000 Maintenance & Operation	-	-	-	-
55000 Capital Outlay	-	-	-	-
<b>Total Tinker Clearing 2002</b>	<b>-</b>	<b>-</b>	<b>-</b>	<b>-</b>

**CAPITAL PROJECTS FUND ACCOUNTS COVERING THE PERIOD JULY 1, 2019 JUNE 30, 2020  
ESTIMATE OF NEEDS FOR 2020-21**

Exhibit "J"

Fiscal Year Ending June 30, 2020						
Total Approved Appropriations during Year	Cancellations		Net Amount of Appropriations	Checks Issued	Reserves	Lapsed Balance Known to be Unencumbered
	By Court	By Excise Board				
3,381,983.01			3,381,983.01	1,018,457.34	1,209,992.94	1,153,532.73
22,651.18			22,651.18	19,064.90	-	3,586.28
15,627.69			15,627.69	1,458.45	-	14,169.24
689,940.55			689,940.55	116,891.27	183,102.18	389,947.10
2,086.00			2,086.00			2,086.00
1,547.57			1,547.57			1,547.57
898,704.06			898,704.06	98,786.93	80,957.81	718,959.32
<b>5,012,540.06</b>	-	-	<b>5,012,540.06</b>	<b>1,254,658.89</b>	<b>1,474,052.93</b>	<b>2,283,828.24</b>
463,101.01			463,101.01	-	-	463,101.01
<b>463,101.01</b>			<b>463,101.01</b>	-	-	<b>463,101.01</b>
590.00			590.00	-	-	590.00
<b>590.00</b>			<b>590.00</b>	-	-	<b>590.00</b>
						-
						-
6,105.30			6,105.30	-	-	6,105.30
<b>6,105.30</b>			<b>6,105.30</b>	-	-	<b>6,105.30</b>
4,692.93			4,692.93	-	-	4,692.93
<b>4,692.93</b>			<b>4,692.93</b>	-	-	<b>4,692.93</b>
707,451.27			707,451.27	-	-	707,451.27
<b>707,451.27</b>			<b>707,451.27</b>	-	-	<b>707,451.27</b>
-			-	-	-	-
<b>313,555.38</b>			<b>313,555.38</b>	-	-	<b>313,555.38</b>
<b>313,555.38</b>			<b>313,555.38</b>	-	-	<b>313,555.38</b>

**CAPITAL PROJECTS FUND ACCOUNTS COVERING THE PERIOD JULY 1, 2019 JUNE 30, 2020**  
**ESTIMATE OF NEEDS FOR 2020-21**  
**SPECIAL CASH FUNDS REQUIRED BY 62 O.S. 1991 SEC. 331, TO BE ACCOUNTED FOR SEPARATELY FROM**  
**TAX-LEVY FUNDS**

Exhibit "J"

Schedule 8 (Report of Prior Year's Expenditures)  Not to be estimated but appropriated after receipt	Fiscal Year Ending June 30, 2019			
	Reserves 6-30-19 With Subsequent Adjustments	Checks Since Issued	Claims Pending 6-30-2019	Balance Lapsed Appropriations
<b>County Bonds 2008 - 2032</b>				
<b>120 County Commissioners</b>				
54000 Maintenance & Operation		-	-	-
<b>313 Flood Control - Crutch</b>				
55000 Capital Outlay	143,850.00	145,100.00	-	(1,250.00)
<b>314 Flood Control - Deer Creek</b>				
55000 Capital Outlay	11,105.64	-		
<b>322 County Bonds-Admin</b>				
54000 Maintenance & Operation		-		
<b>323 TIF - Revolving Account</b>				
55000 Capital Outlay				
<b>Total County Bonds 2008</b>	<b>154,955.64</b>	<b>145,100.00</b>	<b>-</b>	<b>(1,250.00)</b>
<b>Jail Facility - 2040</b>				-
54000 Maintenance & Operation	-	-	-	-
55000 Capital Outlay	8,500.00	8,500.00	-	-
<b>Total Jail Facility</b>	<b>8,500.00</b>	<b>8,500.00</b>	<b>-</b>	<b>-</b>
<b>Sale of Property Proceeds Fund - 2050</b>				
55000 Capital Outlay	-	-	-	-
<b>Total Sale of Property Proceeds</b>	<b>-</b>	<b>-</b>	<b>-</b>	<b>-</b>
<b>Capital Improvement OSU - 2060</b>				
55000 Capital Outlay	-	-	-	-
<b>Total Capital Improvement OSU</b>	<b>-</b>	<b>-</b>	<b>-</b>	<b>-</b>
<b>Total Capital Projects Funds</b>	<b>3,532,308.55</b>	<b>2,047,962.57</b>	<b>-</b>	<b>1,697,961.63</b>

**CAPITAL PROJECTS FUND ACCOUNTS COVERING THE PERIOD JULY 1, 2019 JUNE 30, 2020  
ESTIMATE OF NEEDS FOR 2020-21**

Exhibit "J"

<b>Fiscal Year Ending June 30, 2020</b>						
<b>Total Approved Appropriations during Year</b>	<b>Cancellations</b>		<b>Net Amount of Appropriations</b>	<b>Checks Issued</b>	<b>Reserves</b>	<b>Lapsed Balance Known to be Unencumbered</b>
	<b>By Court</b>	<b>By Excise Board</b>				
143,322.69			143,322.69	-		143,322.69
1,351,702.23			1,351,702.23	269,300.00	244,500.00	837,902.23
221,720.64			221,720.64	-	-	221,720.64
6,198.44			6,198.44	-		6,198.44
-			-			-
<b>1,722,944.00</b>			<b>1,722,944.00</b>	<b>269,300.00</b>	<b>244,500.00</b>	<b>1,209,144.00</b>
-			-	-	-	-
18,659.69			18,659.69	11,135.00	-	7,524.69
<b>18,659.69</b>			<b>18,659.69</b>	<b>11,135.00</b>	<b>-</b>	<b>7,524.69</b>
8,006.64			8,006.64	-	-	8,006.64
<b>8,006.64</b>			<b>8,006.64</b>	<b>-</b>	<b>-</b>	<b>8,006.64</b>
27,644.03			27,644.03	-	-	27,644.03
27,644.03			27,644.03	-	-	27,644.03
<b>8,285,290.31</b>	<b>-</b>	<b>-</b>	<b>8,285,290.31</b>	<b>1,535,093.89</b>	<b>1,718,552.93</b>	<b>5,031,643.49</b>



**INTERNAL SERVICE FUND ACCOUNTS COVERING THE PERIOD JULY 1, 2019 TO JUNE 30, 2020  
ESTIMATE OF NEEDS FOR 2020-21**

**EXHIBIT "L"**

Internal Service Fund Accounts:	Employee Benefits Fund 4010	Workers Compensation 4020	Self Insurance Fund 4030
Schedule 1, Current Balance Sheet - June 30, 2019	2019-2020	2019-2020	2019-2020
CURRENT YEAR	Amount	Amount	Amount
<b>ASSETS:</b>			
Cash Balance June 30, 2020	1,417,164.08	237,380.16	92,730.96
Investments			
<b>TOTAL ASSETS</b>	<b>\$ 1,417,164.08</b>	<b>\$ 237,380.16</b>	<b>\$ 92,730.96</b>
<b>LIABILITIES AND RESERVES:</b>			
Warrants Outstanding			
Reserve for Interest on Warrants			
Reserves from Schedule 8	704,303.83	25,960.52	401.40
<b>TOTAL LIABILITIES AND RESERVES</b>	<b>\$ 704,303.83</b>	<b>\$ 25,960.52</b>	<b>\$ 401.40</b>
<b>CASH FUND BALANCE JUNE 30, 2019</b>	<b>\$ 712,860.25</b>	<b>\$ 211,419.64</b>	<b>\$ 92,329.56</b>
<b>TOTAL LIABILITIES, RESERVES AND CASH FUND BALANCE</b>	<b>\$ 1,417,164.08</b>	<b>\$ 237,380.16</b>	<b>\$ 92,730.96</b>

Schedule 5, Expenditures Internal Service Fund Accounts of Current Year	2019-2020	2019-2020	2019-2020
CURRENT YEAR	Amount	Amount	Amount
Cash Balance Reported to Excise Board 6-30-19	\$ 1,307,053.45	\$ 344,066.05	\$ 150,016.01
Cash Fund Balance Transferred Out	-	-	-
Cash Fund Balance Transferred In	3,400,000.00	555,000.00	10,000.00
Adjusted Cash Balance	\$ 4,707,053.45	\$899,066.05	\$ 160,016.01
Miscellaneous Revenue	22,143,968.37	30,765.09	19.40
Interest Income	4.07	3.56	0.00
Cash Fund Balance Forward From Preceding Year			
Prior Expenditures Recovered			
<b>TOTAL RECEIPTS</b>	<b>\$ 22,143,972.44</b>	<b>\$ 30,768.65</b>	<b>\$ 19.40</b>
<b>TOTAL RECEIPTS AND BALANCE</b>	<b>\$ 26,851,025.89</b>	<b>\$ 929,834.70</b>	<b>\$ 160,035.41</b>
Checks Issued 19-20	25,233,121.30	658,800.77	66,472.37
Checks Issued 18-19	200,740.51	33,653.77	832.08
<b>TOTAL DISBURSEMENTS</b>	<b>\$ 25,433,861.81</b>	<b>\$ 692,454.54</b>	<b>\$ 67,304.45</b>
<b>CASH BALANCE JUNE 30, 2020</b>	<b>\$ 1,417,164.08</b>	<b>\$ 237,380.16</b>	<b>\$ 92,730.96</b>
Reserve for Warrants Outstanding			
Reserve for Interest on Warrants			
Reserves from Schedule 8	704,303.83	25,960.52	401.40
<b>TOTAL LIABILITIES AND RESERVE</b>	<b>\$ 704,303.83</b>	<b>\$ 25,960.52</b>	<b>\$ 401.40</b>
<b>DEFICIT: (Red Figure)</b>	<b>\$ -</b>	<b>\$ -</b>	<b>\$ -</b>
<b>CASH FUND BALANCE FORWARD TO SUCCEEDING YEAR</b>	<b>\$ 712,860.25</b>	<b>\$ 211,419.64</b>	<b>\$ 92,329.56</b>

Schedule 6, Internal Service Fund Warrant Accounts of Current Year	2019-2020	2019-2020	2019-2020
CURRENT YEAR	Amount	Amount	Amount
Warrants Outstanding of Year in Caption	\$ -	\$ -	\$ -
Warrants Registered During Year			
<b>TOTAL</b>	<b>\$ -</b>	<b>\$ -</b>	<b>\$ -</b>
Warrants Paid During Year			
Warrants Converted to Bonds or Judgments			
Warrants Cancelled			
Warrants Estopped by Statute			
<b>TOTAL WARRANTS RETIRED</b>	<b>\$ -</b>	<b>\$ -</b>	<b>\$ -</b>
<b>BALANCE WARRANTS OUTSTANDING JUNE 30, 2020</b>	<b>\$ -</b>	<b>\$ -</b>	<b>\$ -</b>

**INTERNAL SERVICE FUND ACCOUNTS COVERING THE PERIOD JULY 1, 2019 TO JUNE 30, 2020  
ESTIMATE OF NEEDS FOR 2020-21**

**EXHIBIT "L"**

2019-2020	2019-2020	2019-2020	2019-2020	TOTAL
Amount	Amount	Amount	Amount	
\$ -	\$ -	\$ -	\$ -	\$ 1,747,275.20
\$ -	\$ -	\$ -	\$ -	\$ 1,747,275.20
				730,665.75
\$ -	\$ -	\$ -	\$ -	\$ 730,665.75
\$ -	\$ -	\$ -	\$ -	\$ 1,016,609.45
\$ -	\$ -	\$ -	\$ -	\$ 1,747,275.20

2019-2020	2019-2020	2019-2020	2019-2020	2019-2020
Amount	Amount	Amount	Amount	Amount
\$ -	\$ -	\$ -	\$ -	\$ 1,801,135.51
				-
				3,965,000.00
\$ -	\$ -	\$ -	\$ -	\$ 5,766,135.51
				22,174,752.86
				7.63
				-
\$ -	\$ -	\$ -	\$ -	\$ 22,174,760.49
\$ -	\$ -	\$ -	\$ -	\$ 27,940,896.00
				25,958,394.44
				235,226.36
\$ -	\$ -	\$ -	\$ -	\$ 26,193,620.80
\$ -	\$ -	\$ -	\$ -	\$ 1,747,275.20
				730,665.75
\$ -	\$ -	\$ -	\$ -	\$ 730,665.75
\$ -	\$ -	\$ -	\$ -	\$ -
\$ -	\$ -	\$ -	\$ -	\$ 1,016,609.45

2019-2020	2019-2020	2019-2020	2019-2020	2019-2020
Amount	Amount	Amount	Amount	Amount
\$ -	\$ -	\$ -	\$ -	\$ -
\$ -	\$ -	\$ -	\$ -	\$ -
\$ -	\$ -	\$ -	\$ -	\$ -
\$ -	\$ -	\$ -	\$ -	\$ -

**INTERNAL SERVICE FUND ACCOUNTS COVERING THE PERIOD JULY 1, 2019 TO JUNE 30, 2020**  
**ESTIMATE OF NEEDS FOR 2020-21**  
**SPECIAL CASH FUNDS REQUIRED BY 62 O.S. 1991 SEC. 331, TO BE ACCOUNTED FOR SEPARATELY FROM**  
**TAX-LEVY FUNDS**

Exhibit "L"

Schedule 8 (Report of Prior Year's Expenditures)  Not to be estimated but appropriated after receipt	Fiscal Year Ending June 30, 2019			
	Reserves 6-30-19 With Subsequent Adjustments	Checks Since Issued	Claims Pending 6/30/2019	Balance Lapsed Appropriations
<b>Employee Benefit - 4010</b>				
54000 Maintenance and operation	342,867.08	200,740.51	-	142,126.57
<b>Total Employee Benefit</b>	<b>342,867.08</b>	<b>200,740.51</b>	<b>-</b>	<b>142,126.57</b>
<b>Workers Compensation - 4020</b>				
54000 Maintenance and operation	44,749.49	33,653.77	-	11,095.72
<b>Total Workers Compensation</b>	<b>44,749.49</b>	<b>33,653.77</b>	<b>-</b>	<b>11,095.72</b>
<b>Self Insurance - 4030</b>				
54000 Maintenance and operation	842.08	832.08	-	10.00
<b>Total Self Insurance</b>	<b>842.08</b>	<b>832.08</b>	<b>-</b>	<b>10.00</b>
<b>Total Internal Service Funds</b>	<b>388,458.65</b>	<b>\$235,226.36</b>	<b>\$0.00</b>	<b>\$153,232.29</b>

**INTERNAL SERVICE FUND ACCOUNTS COVERING THE PERIOD JULY 1, 2019 TO JUNE 30, 2020  
ESTIMATE OF NEEDS FOR 2020-21**

Exhibit "L"

<b>Fiscal Year Ending June 30, 2020</b>						
<b>Total Approved Appropriations during Year</b>	<b>Cancellations</b>		<b>Net Amount of Appropriations</b>	<b>Checks Issued</b>	<b>Reserves</b>	<b>Lapsed Balance Known to be Unencumbered</b>
	<b>By Court</b>	<b>By Excise Board</b>				
25,988,970.34			25,988,970.34	25,233,121.30	704,303.83	51,545.21
25,988,970.34			25,988,970.34	25,233,121.30	704,303.83	51,545.21
896,138.54			896,138.54	658,800.77	25,960.52	211,377.25
896,138.54			896,138.54	658,800.77	25,960.52	211,377.25
159,203.33			159,203.33	66,472.37	401.40	92,329.56
159,203.33			159,203.33	66,472.37	401.40	92,329.56
<b>\$27,044,312.21</b>	<b>\$0.00</b>	<b>\$0.00</b>	<b>\$27,044,312.21</b>	<b>\$25,958,394.44</b>	<b>730,665.75</b>	<b>\$355,252.02</b>

CERTIFICATE OF EXCISE BOARD  
ESTIMATE OF NEEDS FOR 2020-21

EXHIBIT "Y"					
County Excise Board's Appropriation of Income and Revenue	General Fund	Building Fund	Co-op Fund	Industrial Fund	Sinking Fund (Exc. Homesteads)
Appropriation Approved & Provision Made	\$ 112,728,018.21	\$ -	\$ -	\$ -	\$ 8,760,001.75
Appropriation of Revenues:					
Excess of Assets Over Liabilities	18,978,326.65				388,388.07
Unclaimed Protest Tax Refunds					
Miscellaneous Estimated Revenues	17,899,895.44				
Est. Value of Surplus Tax in Process					
Sinking Fund Contributions					
Surplus Building Fund Cash					
Total Other than 2020 Tax	\$ 36,878,222.09				\$ 388,388.07
Balance Required	\$ 75,849,796.12				\$ 8,371,613.68
Add 10% for Delinquency Gen Fund/5% Sinking Fund	\$ 7,584,979.61				\$ 418,580.68
Protests Pending	-				
Distribution Portion of TIF	(945,093.23)				
Total Required for 2020 Tax	\$ 82,489,682.50				\$ 8,790,194.36
Rate of Levy Required and Certified:	10.35				1.10

We further certify that the net assessed valuation of the Property, subject to ad valorem taxes, after the amount of all Homestead Exemptions have been deducted in the said County as finally equalized and certified by the State Board of Equalization for the current year 2020-21 is as follows:

VALUATION AND LEVIES EXCLUDING HOMESTEADS				
County	Real	Personal	Public Service	Total
Total Valuation	\$ 6,593,041,295.00	\$ 1,030,468,583.00	\$ 346,507,755.00	\$ 7,970,017,633.00

and that the assessed valuations herein certified have been used in computing the rates of mill levies and the proceeds thereof appropriated as aforesaid, and that having ascertained as aforesaid, the aggregate amount to be raised by ad valorem taxation, we thereupon made the levies therefor as provided by law as follows:

General Fund 10.35 Mills;	Building Fund . Mills;	Sinking Fund 1.10 Mills	Sub-Total	11.45 Mills;
Library Budget Account				5.2 Mills;
County Health Fund				2.59 Mills;
Total County Levies				11.45 Mills;
County Wide Levy For Schools (4.14 Mills)				4.14 Mills;
Total County Wide Levy				23.38 Mills

and we do hereby order the above levies to be certified forthwith by the Secretary of this Board to the County Assessor of said County, in order that the County Assessor may immediately extend said levies upon the Tax Rolls for the year 2020 without regard to any protest that may be filed against any levies, as required by 68 O.S. 1991, Section 2869.


Dated at Oklahoma City, Oklahoma, this 28 day of September, 2020.

Melvin Combs Jr.  
Excise Board Member

[Signature]  
Excise Board Chairman

[Signature]  
Excise Board Member

[Signature]  
Excise Board Secretary



SUPPLEMENTAL ESTIMATE  
FOR

OKLAHOMA COUNTY, OKLAHOMA With Exhibits showing the Financial Condition of the General Fund at the close of the month ending June 30, 2020.

And a Statement of Additional Needs for the remainder of the Fiscal Year ending June 30, 2021

To the County Excise Board  
County of Oklahoma, State of Oklahoma

Greetings:

Pursuant to the requirements of 68 Okla. St. Ann. § 3021, we herewith submit for your consideration the within Statement of the Fiscal Condition of the General Fund of Oklahoma County, County of Oklahoma, State of Oklahoma, for that portion of the current fiscal year beginning July 1, 2020 and ending with the close of business on the last day of the month of June 30, 2021, together with an itemized statement of balances in appropriations now considered unnecessary or dispensable in view of greater needs, and an itemized statement of additional needs considered essential in the proper conduct of said municipality for the remainder of the current fiscal year ending June 30, 2021. As to the Counties and Cities, find attached hereto certificate of publication as required by said Section 3021. We further certify that the estimate of income from sources other than Ad Valorem Tax for the remainder of the current fiscal year is reasonably probable of collection before June 30th next, and such estimate is based on the estimated income other than ad valorem tax as fixed by the board for the current fiscal year, after excluding any estimate of such income to be received from prior or back ad valorem tax as to which the date of sale for delinquency has elapsed.

We further certify that the aggregate amount of said proposed additional and supplemental appropriations, when added to the original appropriations for the fiscal year, is not in excess of the income and revenue provided and accumulated for this current fiscal year, that Officers in charge of Departments affected by proposed cancellations have been notified of such proposals, and that part of the revenue of this or a previous year against which there are any outstanding claims, contracts or warrants has been included in this Supplemental Estimate.

Dated at Oklahoma City, Oklahoma, this 17th day of September 2020

Attest:

David B. Hooten  
David B. Hooten, County Clerk and Secretary to the Board of County Commissioners



Kevin Calvey  
(Chairman, Budget Board)

Forrest "Butch" Freeman  
(Vice-Chairman, Budget Board)

CERTIFICATE OF TRUE STATEMENT OF FINANCIAL CONDITION AND CASH ON HAND


We, the undersigned, do hereby solemnly swear or affirm that the within Exhibits "D," "F," "M" and "Y" reflect a true and correct statement of the condition of the General Fund for each of the stated Fiscal Accounts of the County of Oklahoma County, Oklahoma at the close of business on June 30, 2020, that we have no knowledge or record of any claims or contracts pending against the Balances of Appropriations proposed for cancellation; and that all of said statements are in accordance with and as shown by the records of our respective officers, each, so help me God.

Treasurer's signature: Forrest "Butch" Freeman  
(Forrest "Butch" Freeman, Oklahoma County Treasurer)


Clerk's signature: David B. Hooten  
(David B. Hooten, Oklahoma County Clerk)

Subscribed and sworn to before me this 17th day of September, 2020

Subscribed and sworn to before me this 17th day of September, 2020



Karen L. Prince  
(County Clerk or Notary Public)



Karen L. Prince  
(County Clerk or Notary Public)

(UNLESS BOTH CLERK AND TREASURER SWEAR TO THIS CERTIFICATE, IT SHALL NOT BE APPROVED)

Filed this the 17th day of September 2020

David B. Hooten  
County Clerk

NOTE:- The same officers shall sign this application as law required to sign the Financial Statement and Estimate of Needs for a county or any subdivision thereto when the same is filed in July with the County Excise Board.



Schedule 2		Supplemental and Additional Estimated Needs			Publish	
Acct.	Department	Purpose	Amount Requested	Published By Governing Board	Approved By Excise Board	
1011000-54000	General Government		343,837.00	343,837.00	343,837.00	
10113000-51000	Assessor		145,040.00	145,040.00	145,040.00	
10113000-53000	Assessor		4,200.00	4,200.00	4,200.00	
10113000-54000	Assessor		90,290.00	90,290.00	90,290.00	
10113000-55000	Assessor		4,000.00	4,000.00	4,000.00	
10114000-51000	Assessor Revaluation		219,337.00	219,337.00	219,337.00	
10114000-53000	Assessor Revaluation		26,500.00	26,500.00	26,500.00	
10114000-54000	Assessor Revaluation		93,524.00	93,524.00	93,524.00	
10115000-51000	Treasurer		57,744.00	57,744.00	57,744.00	
10115000-52000	Treasurer		9,465.00	9,465.00	9,465.00	
10115000-53000	Treasurer		400.00	400.00	400.00	
10115000-54000	Treasurer		500.00	500.00	500.00	
10115000-55000	Treasurer		4,500.00	4,500.00	4,500.00	
10116000-51000	Court Clerk		634,641.00	634,641.00	634,641.00	
10116000-52000	Court Clerk		70,682.00	70,682.00	70,682.00	
10116000-53000	Court Clerk		1,200.00	1,200.00	1,200.00	
10117000-51000	County Clerk		118,268.00	118,268.00	118,268.00	
10117000-52000	County Clerk		8,635.00	8,635.00	8,635.00	
10117000-53000	County Clerk		1,200.00	1,200.00	1,200.00	
10118000-53000	Excise-Equalization		780.00	780.00	780.00	
10119000-54000	County Audit		31,506.00	31,506.00	31,506.00	
10123000-53000	Public Defender		2,000.00	2,000.00	2,000.00	
10124000-51000	Purchasing		17,556.00	17,556.00	17,556.00	
10124000-53000	Purchasing		6,250.00	6,250.00	6,250.00	
10124000-54000	Purchasing		679.00	679.00	679.00	
10125000-51000	Election Board		135,189.00	135,189.00	135,189.00	
10125000-52000	Election Board		3,510.00	3,510.00	3,510.00	
10125000-54000	Election Board		10,940.00	10,940.00	10,940.00	
10125000-55000	Election Board		750.00	750.00	750.00	
10126000-51000	BOCC/Hlth & Safety		37,806.00	37,806.00	37,806.00	
10126000-54000	BOCC/Hlth & Safety		8,610.00	8,610.00	8,610.00	
10126500-51000	Benefits Department		12,359.00	12,359.00	12,359.00	
10127000-51000	MIS		214,750.00	214,750.00	214,750.00	
10127000-52000	MIS		8,182.00	8,182.00	8,182.00	
10128000-51000	Facility Mgmt-Cthse		185,321.00	185,321.00	185,321.00	
10128000-52000	Facility Mgmt-Cthse		15,493.00	15,493.00	15,493.00	
10128000-53000	Facility Mgmt-Cthse		3,300.00	3,300.00	3,300.00	
10130000-51000	Planning Commission		84,172.00	84,172.00	84,172.00	
10130000-52000	Planning Commission		33,517.00	33,517.00	33,517.00	
10130100-51000	Court Services		29,658.00	29,658.00	29,658.00	
10150518-51000	Sheriff Law Enforce		1,415,996.00	1,415,996.00	1,415,996.00	
10150518-52000	Sheriff Law Enforce		105,465.00	105,465.00	105,465.00	
10150518-53000	Sheriff Law Enforce		400.00	400.00	400.00	
10150518-54000	Sheriff Law Enforce		49,168.00	49,168.00	49,168.00	
10152500-51000	Juvenile Detention		368,106.00	368,106.00	368,106.00	
10152500-52000	Juvenile Detention		168,730.00	168,730.00	168,730.00	
10152500-53000	Juvenile Detention		6,500.00	6,500.00	6,500.00	
10152600-51000	Juvenile Bureau		66,115.00	66,115.00	66,115.00	
10155000-51000	Emergency Mgmt		12,120.00	12,120.00	12,120.00	
10155000-53000	Emergency Mgmt		6,800.00	6,800.00	6,800.00	
10155000-55000	Emergency Mgmt		31,050.00	31,050.00	31,050.00	
10161000-51000	Social Services		77,617.00	77,617.00	77,617.00	
10161000-52000	Social Services		17,370.00	17,370.00	17,370.00	
10161000-54000	Social Services		25,720.00	25,720.00	25,720.00	
10171000-51000	Free Fair		3,045.00	3,045.00	3,045.00	
10171000-52000	Free Fair		233.00	233.00	233.00	
10191000-54000	District No. 1		30,000.00	30,000.00	30,000.00	
10193000-51000	District No. 3		11,965.00	11,965.00	11,965.00	
10193000-52000	District No. 3		9,287.00	9,287.00	9,287.00	
10193000-53000	District No. 3		1,200.00	1,200.00	1,200.00	
10193000-54000	District No. 3		30,000.00	30,000.00	30,000.00	
10194000-51000	Engineer		3,748.00	3,748.00	3,748.00	
						0.00
40101100-54000	Employee Benefits	Fund Insurance	2,400,000.00	2,400,000.00	2,400,000.00	
20101200-55000	Capital Improve-Regular	Fund Capital Projects	771,534.00	771,534.00	771,534.00	
						0.00
Totals			8,288,460.00	8,288,460.00	8,288,459.00	
Totals						7,034,216.00
	Additional Provisions for Interest of Warrants					



Exhibit "F"		Miscellaneous Revenue Other than Current		
	SOURCE OF REVENUE estimate of revenue from ALL sources except current ad valorem tax	(Note 1) ESTIMATES APPROVED BY EXCISE BOARD (18-19 BUDGET)	2. DIFFERENCE BASED ON ACTUAL COLLECTIONS	3. (Note 2) BALANCE COLLECTIBLE APPD BY GOV. BOARD
1	Surplus of Prior Year (2020) after providing for all obligations thereof	13,996,869	18,978,327	4,981,458
2	Property Tax:			0
3	Advalorem Tax-Prior	2,217,019	2,251,726	34,707
4	Protest Taxes Released			0
5	Misc Property Taxes	354,776	368,816	14,040
6	Intergovernmental Revenues:			0
7	Motor Vehicle Stamps	340,017	331,811	(8,206)
8	Motor Vehicle Collections	1,058,324	1,045,041	(13,283)
9	Revaluation-Cities & Schools	4,648,156	4,874,089	225,933
10	Juv. Detention-Lunches	84,307	72,644	(11,663)
11	Juvenile Detention Services	2,227,230	1,982,498	(244,732)
12	Juv. Justice-Maintenance	79,972	79,972	0
13	Juvenile Rent (DHS)	481,392	481,392	0
14	Juv. Justice-Alt to Detention/Transportation	10,055	7,541	(2,514)
15	Juv. Justice-Link	924	734	(190)
16	Pharmacy Reimb for Social Services	334,000	339,200	5,200
17	Sheriff-Scaap Grant			0
18	DA Revolving	150,000	150,000	0
19	Election Board-Salary	91,732	91,732	0
20	Election Board-Expense	57,159	43,928	(13,231)
21	Election Board-Municipality Reimb			0
22	Court Fund Maintenance	670,986	670,986	0
23	Court Fund Payroll Reimb			0
24	Court Revolving Fund Reimb			0
25	Charges for Services:			0
26	County Clerk Fees	4,660,504	4,562,359	(98,145)
27	County Treasurer Fees	6,950	5,464	(1,486)
28	Public Records	7,837	7,094	(743)
29	Miscellaneous Charge for Services	3,030	2,284	(746)
30	Interest Income	200,000	200,000	0
31	Miscellaneous Revenues:			0
32	PBA Residual/Admin Overhead	50,000	50,000	0
33	PBA Reimb for Vicinity	63,311	63,311	0
34	Criminal Justice Authority Reimb	64,934	64,934	0
35	Royalty	29,305	25,419	(3,886)
36	Rental-Misc.	34,070	5,978	(28,092)
37	Retirement Reimb for Bailiffs	4,592	4,592	0
38	Remington Park-Tax	30,926	26,800	(4,126)
39	Miscellaneous Reimbursement	82,982	89,552	6,570
40	Total Estimated (Col. 1) and Collected (Col. 2) and Uncollected (Col. 3)	32,041,359	36,878,224	4,836,865
41	Deduct Item 1, Column 1 (Surplus from Delinquent Tax)	(13,996,869)		
42	Estimate of Miscellaneous Revenue Exclusive of Back Tax	18,044,490		
43	Transfer Column 2 Total into Column 3			36,878,224
44	Current Tax Receipts into Delinquency Reserve (D-4 minus S-13)			75,849,796
45	Total Collected and Probable for the year			112,728,020
46	Deduct 1. Original Estimate of Miscellaneous Revenue (F-19, Column 1)			18,044,490
47	and (Y-11) 2. Surplus Applied in Supplemental dated , 20			
48	and (Y-12) 3. Surplus Applied in Supplemental dated , 20			
49	and 4. Deficiency in "Plan of Financing" Appropriations (Y-14)			73,652,443
50	Original Estimate of Fund Balance			13,996,869
51	Total Already Applied			105,693,802
52	Surplus Available (Not to Exceed Surplus on D-29)			7,034,216

NOTE: 1. Include all lawful estimates such as original and state aid estimate by Excise Board for Schools

2. No authority for remainder of year more than the balance of lawfully approved miscellaneous estimate.

GENERAL FUND ON LAST DAY OF MONTH OF JUNE, 2020  
OKLAHOMA COUNTY, OKLAHOMA

Exhibit "M"		Appropriation Summary		
		1 FOR WARRANTS	2 FOR INTEREST	3 TOTAL
1	Original Estimate "Made and Approved" as filed with State Auditor	105,693,802		105,693,802
2	Increase due to Supplemental Appropriation dated _____, 20			
3	Increase due to Supplemental Appropriation dated _____, 20			
4				0
5	Total Appropriations Approved	105,693,802		105,693,802
6	Cancellations and Reserves			
7	Reserved for Pending Appropriation Protest on Items not included in 68 O.S. § 3032			
8	Canceled by Court Order			
9	Canceled by Excise Board under authority of 68 O.S. § 3023			
10				
11	Total Cancellation and Reserves			
12	Net Approved Appropriations	105,693,802		105,693,802
Exhibit "Y"		Method of Financing Appropriations		
	Equalized Certified and Extended 10.35 Mills Assessed Valuation \$7,970,017,633 Levy Certified	1 DETAIL	2 TOTAL	3 EXTENSION
1	Gross Proceeds of Levy Certified to State Auditor	82,489,683	82,489,683	
2	Deduct 1. Gross Proceeds of _____ Mills Canceled by Excise Board 68 O.S. § 3023	(945,093)	(945,093)	
3	and 2. Gross Proceeds of _____ Mills Canceled by Court Order			
4	and 3. Gross Proceeds of _____ Mills for Levy Protests still pending			
5	Balance Gross Proceeds of Levy free of Protests	81,544,589	81,544,589	
6	Deduct Reserve at 10% for Delinquencies (1/11 if at 10%)		7,584,980	
7	Net Tax Available to Finance Appropriations			
8	Surplus Cash of Prior Year on hand July 1 (Examine Tax Court J.E. for adjustments)			
9	Protest Tax Refund Unclaimed fully released Jul 1 (Examine Tax Court J.E. for adjustments)			
10	Estimate of all Misc. Incomes other than Current Tax (Exhibit "F", Column 1, Line 19)		17,899,895	
11	Surplus Collections added by Supplement dated _____, 20			
12	Surplus Collections added by Supplement dated _____, 20			
13	Total Finance free of Protests to Cover Exhibit "M", Line 11, Column 3		107,029,464	
14	Note any deficiency in Plan of Finance (Any Excess of M-11-3 over Y-13) (See F-28)			
Exhibit "D"		Current Cash		
	Receipts, Disbursements and Balance Sheet Condition	1 DETAIL	2 TOTAL	3 EXTENSION
1	Cash Surplus of Prior Year Actually on Hand July 1 (Y-8)	18,978,327		
2	Released Unclaimed Protest Tax Refund on Hand July 1 (Note2) (Y-9)			
3				
4	Current Tax Apportioned			
5	Miscellaneous Income Other Than Current Tax Apportioned (F-19, Column 2)	17,899,895		
6				
7	Total Balance and Receipts	36,878,222		
8	Current Warrants Paid			
9	Interest Paid Thereon			
10				
11	Total Disbursements			
12	(Publish) BALANCE SHEET Current Assets Balance Cash on Hand on date shown in caption above	18,978,327	18,978,327	
13	Net Current Tax Available Free of all Protests and Reserves (Y-7)			
14	Deduct Current tax Apportioned (D-4)			
15	Net Balance Current Tax in Process of Collection (To Column 3)		75,849,796	
16	Balance of Original Estimate of Miscellaneous Income (F-19, Column 3)	17,899,895	17,899,895	
17	Total Assets		112,728,018	
		Current Liabilities and Reserves		
18	Appropriations Available for Warrant Issues (M-11, Column 1)	105,693,802		
19	Deduct Warrants Issued to Date in Caption	0		
20	Balance Appropriations Available (To Column 3)	105,693,802	105,693,802	
21	Current Warrants Outstanding on Date in Caption (D-19 Less D-8)			
22	Provisions Made for Interest on Current Warrants (M-11, Column 2)			
23	Deduct Interest Provision Used to Date (D-9)			
24	Residue of Interest Provision (If More is Needed, Enter in Schedule 2)			
25				
26				
27	Total Liabilities and Reserves		105,693,802	
28	Deficit			
29	Surplus - (If Correctly Prepared Will Agree With F-3 1)			7,034,216

PROOF OF PUBLICATION  
AFFIDAVIT

STATE OF OKLAHOMA, COUNTY OF OKLAHOMA, ss  
Personally appeared before me the undersigned Notary Public,

David B. Hooten

Clerk of Oklahoma County of the County and State aforesaid, who being first duly sworn according to law, deposes and says -- That he complied with the law by having Exhibits "D" Balance Sheet, and Schedules 1 and 2, of the within Financial Statement and Estimate published as required by law in at least one issue of the Journal Record, a weekly-daily newspaper published in City-Town of Oklahoma City, Oklahoma, a copy of which published statement and estimate, together with proof of publication thereof, is hereto attached marked Exhibit "A," and made a part hereof. In evidence whereof the Affiant has subscribed hereto under oath.

*David B. Hooten*  
Clerk

Subscribed and sworn to before me this 23 day of September 2020  
*Karen L. Prince* Notary Public  
Commission Number and Expiration 19007420 07/24/23



CERTIFICATE OF EXCISE BOARD

STATE OF OKLAHOMA, OKLAHOMA COUNTY, ss:

We, the undersigned, Members of the Excise Board of said County and State, do hereby certify that we have examined and carefully considered the application and proposal of the Governing Board of Oklahoma County, Oklahoma of the same County and State aforesaid, for additional and supplemental appropriations for certain current expense purposes for the remainder of this fiscal year ending June 30, 2018, the financial statement submitted therewith as of the month ending June 30, 2019, and the list of appropriations and parts thereof proposed for cancellation, after hearing any protests against such proposed cancellations.

We rely on the sworn statements of the Clerk and of the Treasurer and of the Governing Board of the with-in-named municipality that the revenues already received have been properly credited to the several Fiscal Year Accounts, that all warrant issues have been properly charged thereto or paid therefrom, and that no unpaid claims or contracts are pending against the balances of Appropriations submitted for cancellation.

We find, on analysis of the within Financial Statements, that the available surplus revenue already accrued and which is subject to supplementary appropriations under title 68 O.S. § 3021, is as follows:

- Canceled Current Appropriation Balances, as per Schedule 1, column 3
- Current Revenues Actually Collected in excess of previous Appropriated Estimates, Exhibit "D" line 29.
- Total Surplus Approved and Appropriated to Current General Fund use, Schedule 2 \$7,034,216

Wherefore, we have and do order cancellation of Appropriation Items as shown in last column of Schedule 1, and we hereby appropriate the Current Revenues released thereby, together with Current Surplus Assets disclosed to Current Purposes, and we have and do hereby approve and make additional and supplemental Appropriations as listed in column 3 of Schedule 2 in the total sum of \$4,182,926.00 which is within the total amount of surplus Revenue accrued as scheduled. The Secretary of the County Excise Board is hereby ordered to certify the same to the Clerk of the within-named municipality or subdivision of the State of Oklahoma, who is hereby authorized to enter the same upon his records, to notify his Treasurer of this action, and to make said funds available to his Governing Board.

Dated at Oklahoma City, Oklahoma, this 28<sup>th</sup> day of September 2020  
*M. J. ...*  
(Chairman of County Excise Board)

Attest:

*David B. Hooten*  
David B. Hooten, County Clerk and Secretary to the County Excise Board

*Melvin Combs Jr.*  
(Member of County Excise Board)

*Patrick Crowley*  
(Member of County Excise Board)



County

Journal Record Publishing Co

101 N Robinson Suite 101  
Oklahoma City, OK 73102

page  
four  
in  
issue  
date

PUBLISHER'S AFFIDAVIT

22100821	NUMBER
09/22/2020	PUBLICATION DATES
Supplemental Estimate 2020-4446	

LEGAL NOTICE

STATE OF OKLAHOMA } S.S.  
COUNTY OF OKLAHOMA }

I, of lawful age, being duly sworn, am a legal representative of The Journal Record of Oklahoma City, Oklahoma, a daily newspaper of general circulation in Oklahoma County, Oklahoma, printed in the English Language and published in the City of Oklahoma City, in Oklahoma County, State of Oklahoma, continuously and uninterruptedly published in the County for a period of more than 104 consecutive weeks prior to the first publication of the attached notice, and having a paid general subscription circulation therein and with admission to the United States mails as paid second-class mail matter.

That said notice a true copy of which is attached hereto, was published in the regular edition of said newspaper during the period and time of publication and not in a supplement on the ABOVE LISTED DATE(S).

*Jennifer W Rogers*  
Jennifer Rogers, Public Notice Coordinator

Subscribed and sworn before me this 22nd day of September, 2020

*MaRanda Beeson*



MaRanda Beeson, Notary Public

Comission Number: 10001243  
My Comission Expires: 02/18/2022

Order Number  
11920395

Publisher's Fee  
\$ 608.00

SUPPLEMENTAL ESTIMATE FOR

OKLAHOMA COUNTY, OKLAHOMA With Exhibits showing the Financial Condition of the General Fund at the close of the month ending June 30, 2020.

And a Statement of Additional Needs for the remainder of the Fiscal Year ending June 30, 2021

To the County Excise Board
County of Oklahoma, State of Oklahoma

Creetings: Pursuant to the requirements of 68 Okla. St. Ann. § 3021, we herewith submit for your consideration the within Statement of the Fiscal Condition of the General Fund of Oklahoma County, County of Oklahoma, State of Oklahoma, for that portion of the current fiscal year beginning July 1, 2020 and ending with the close of business on the last day of the month of June 30, 2021.

We further certify that the aggregate amount of said proposed additional and supplemental appropriations, when added to the original appropriations for the fiscal year, is not in excess of the income and revenue provided and accumulated for this current fiscal year, that Officers in charge of Departments affected by proposed cancellations have been notified of such proposals, and that part of the revenue of this or a previous year against which there are any outstanding claims, contracts or warrants has been included in this Supplemental Estimate.

Dated at Oklahoma City, Oklahoma, this 17th day of September 2020

Attest: David B. Hooten, County Clerk and Secretary to the Board of County Commissioners; Kevin Calley, Chairman, Budget Board; Forest "Butch" Foreman, Vice-Chairman, Budget Board

CERTIFICATE OF TRUE STATEMENT OF FINANCIAL CONDITION AND CASH ON HAND

We, the undersigned, do hereby solemnly swear or affirm that the within Exhibits "D," "F," "M" and "Y" reflect a true and correct statement of the condition of the General Fund for each of the stated Fiscal Accounts of the County of Oklahoma County, Oklahoma at the close of business on June 30, 2020, that we have no knowledge or record of any claims or contracts pending against the Balances of Appropriations proposed for cancellation; and that all of said statements are in accordance with and as shown by the records of our respective officers, each, so help me God.

Treasurer's signature: Forest "Butch" Foreman; Clerk's signature: David B. Hooten; Subscribed and sworn to before me this 17th day of September, 2020; Karen S. Prince, County Clerk or Notary Public

(UNLESS BOTH CLERK AND TREASURER SWEAR TO THIS CERTIFICATE, IT SHALL NOT BE APPROVED)

Filed this the 17th day of September 2020; County Clerk

NOTE: The same officers shall sign this application as law required to sign the Financial Statement and Estimate of Needs for a county or any subdivision thereof when the same is filed in July with the County Excise Board.

FINANCIAL STATEMENT SHOWING CONDITION OF CURRENT 2020-2021 FISCAL YEAR AND ESTIMATE OF SUPPLEMENTAL AND ADDITIONAL NEEDS OF THE GENERAL FUND

Table with columns: Account, Department, Purpose, Balance Available, Proposed Cancellation, Canceled By Policy Board. Includes various departments like County Commissioners, Assessor, County Clerk, etc.

10113000-51000	Assessor		343,837.00	343,837.00	343,837.00
10113000-53000	Assessor		145,040.00	145,040.00	145,040.00
10113000-54000	Assessor		4,200.00	4,200.00	4,200.00
10113000-55000	Assessor		90,290.00	90,290.00	90,290.00
10114000-51000	Assessor Revaluation		4,000.00	4,000.00	4,000.00
10114000-53000	Assessor Revaluation		219,337.00	219,337.00	219,337.00
10114000-54000	Assessor Revaluation		26,500.00	26,500.00	26,500.00
10115000-51000	Treasurer		93,524.00	93,524.00	93,524.00
10115000-52000	Treasurer		57,744.00	57,744.00	57,744.00
10115000-53000	Treasurer		9,465.00	9,465.00	9,465.00
10115000-54000	Treasurer		400.00	400.00	400.00
10115000-55000	Treasurer		500.00	500.00	500.00
10116000-51000	Court Clerk		4,500.00	4,500.00	4,500.00
10116000-52000	Court Clerk		634,641.00	634,641.00	634,641.00
10116000-53000	Court Clerk		70,682.00	70,682.00	70,682.00
10117000-51000	County Clerk		1,200.00	1,200.00	1,200.00
10117000-52000	County Clerk		118,268.00	118,268.00	118,268.00
10117000-53000	County Clerk		8,635.00	8,635.00	8,635.00
10118000-53000	Excise-Equalization		1,200.00	1,200.00	1,200.00
10119000-54000	County Audit		780.00	780.00	780.00
10123000-53000	Public Defender		31,506.00	31,506.00	31,506.00
10124000-51000	Purchasing		2,000.00	2,000.00	2,000.00
10124000-53000	Purchasing		17,556.00	17,556.00	17,556.00
10124000-54000	Purchasing		6,250.00	6,250.00	6,250.00
10125000-51000	Election Board		679.00	679.00	679.00
10125000-52000	Election Board		135,189.00	135,189.00	135,189.00
10125000-54000	Election Board		3,510.00	3,510.00	3,510.00
10125000-55000	Election Board		10,940.00	10,940.00	10,940.00
10126000-51000	BOCC/Hlth & Safety		750.00	750.00	750.00
10126000-54000	BOCC/Hlth & Safety		37,806.00	37,806.00	37,806.00
10126500-51000	Benefits Department		8,610.00	8,610.00	8,610.00
10127000-51000	MIS		12,359.00	12,359.00	12,359.00
10127000-52000	MIS		214,750.00	214,750.00	214,750.00
10128000-51000	Facility Mgmt-Cthse		8,182.00	8,182.00	8,182.00
10128000-52000	Facility Mgmt-Cthse		185,321.00	185,321.00	185,321.00
10128000-53000	Facility Mgmt-Cthse		15,493.00	15,493.00	15,493.00
10130000-51000	Planning Commission		3,300.00	3,300.00	3,300.00
10130000-52000	Planning Commission		84,172.00	84,172.00	84,172.00
10131000-51000	Court Services		33,517.00	33,517.00	33,517.00
10150518-51000	Sheriff Law Enforce		29,658.00	29,658.00	29,658.00
10150518-52000	Sheriff Law Enforce		1,415,996.00	1,415,996.00	1,415,996.00
10150518-53000	Sheriff Law Enforce		105,465.00	105,465.00	105,465.00
10150518-54000	Sheriff Law Enforce		400.00	400.00	400.00
10152500-51000	Juvenile Detention		49,168.00	49,168.00	49,168.00
10152500-52000	Juvenile Detention		368,106.00	368,106.00	368,106.00
10152500-53000	Juvenile Detention		168,730.00	168,730.00	168,730.00
10152600-51000	Juvenile Bureau		6,500.00	6,500.00	6,500.00
10155000-51000	Emergency Mgmt		66,115.00	66,115.00	66,115.00
10155000-53000	Emergency Mgmt		12,120.00	12,120.00	12,120.00
10155000-55000	Emergency Mgmt		6,800.00	6,800.00	6,800.00
10161000-51000	Social Services		31,050.00	31,050.00	31,050.00
10161000-52000	Social Services		77,617.00	77,617.00	77,617.00
10161000-54000	Social Services		17,370.00	17,370.00	17,370.00
10171000-51000	Free Fair		25,720.00	25,720.00	25,720.00
10171000-52000	Free Fair		3,045.00	3,045.00	3,045.00
10191000-54000	District No. 1		233.00	233.00	233.00
10193000-51000	District No. 3		30,000.00	30,000.00	30,000.00
10193000-52000	District No. 3		11,965.00	11,965.00	11,965.00
10193000-53000	District No. 3		9,287.00	9,287.00	9,287.00
10193000-54000	District No. 3		1,200.00	1,200.00	1,200.00
10194000-51000	Engineer		30,000.00	30,000.00	30,000.00
			3,748.00	3,748.00	3,748.00
					0.00
40101100-54000	Employee Benefits	Fund Insurance	2,400,000.00	2,400,000.00	2,400,000.00
20101200-55000	Capital Improve-Regular	Fund Capital Projects	771,534.00	771,534.00	771,534.00
					0.00
Totals			8,288,460.00	8,288,460.00	8,288,459.00
Totals					7,034,216.00

Additional Provisions for Interest of Warrants

Exhibit "F" Miscellaneous Revenue Other than Current				
SOURCE OF REVENUE	Include	1. (Note 1) ESTIMATES APPROVED BY SOURCE BOARD (IF BUDGET)	2. DIFFERENCE BASED ON ACTUAL COLLECTIONS	3. (Note 2) BALANCE COLLECTIBLE APPT BY GOV. BOARD
1	Surplus of Prior Year (2020) after providing for all obligations thereof	12,996,869	18,978,327	4,981,458
2	Property Tax:			0
3	Advalorem Tax-Prior	2,217,019	2,251,726	34,707
4	Protest Taxes Released			0
5	Misc Property Taxes	354,776	368,816	14,040
6	Intergovernmental Revenues:			0
7	Motor Vehicle Stamps	340,017	331,811	(8,206)
8	Motor Vehicle Collections	1,058,324	1,045,041	(13,283)
9	Revaluation-Cities & Schools	4,648,156	4,874,089	225,933
10	Juv. Detention-Lunches	84,307	72,644	(11,663)
11	Juvenile Detention Services	2,237,230	1,982,498	(244,732)
12	Juv. Justice-Maintenance	79,972	79,972	0
13	Juvenile Rent (DHIS)	481,392	481,392	0
14	Juv. Justice-Alt to Detention/Transportation	10,055	7,541	(2,514)
15	Juv. Justice-Link	924	734	(190)
16	Pharmacy Reimb for Social Services	334,000	339,200	5,200
17	Sheriff-Scrap Grant			0
18	DA Revolving	150,000	150,000	0
19	Election Board-Salary	91,732	91,732	0
20	Election Board-Expense	57,159	43,928	(13,231)
21	Election Board-Municipality Reimb			0
22	Court Fund Maintenance	670,986	670,986	0
23	Court Fund Payroll Reimb			0
24	Court Revolving Fund Reimb			0
25	Charges for Services:			0
26	County Clerk Fees	4,660,504	4,562,359	(98,145)
27	County Treasurer Fees	6,950	5,464	(1,486)
28	Public Records	7,837	7,094	(743)
29	Miscellaneous Charge for Services	3,030	2,384	(646)
30	Interest Income	200,000	200,000	0

37	Retirement Reimb for Bailiffs	34,070	5,978	3,886
38	Remington Park-Tax	4,592	4,592	(28,092)
39	Miscellaneous Reimbursement	30,926	26,800	0
40	Total Estimated (Col. 1) and Collected (Col. 2) and Uncollected (Col. 3)	82,982	89,552	(4,126)
41	Deduct Item 1, Column 1 (Surplus from Delinquent Tax.)	32,041,359	36,878,224	6,570
42	Estimate of Miscellaneous Revenue Exclusive of Back Tax	(13,996,869)		4,836,865
43	Transfer Column 2 Total Into Column 3	18,044,490		
44	Current Tax Receipts into Delinquency Reserve (D-4 minus S-13)			36,878,224
45	Total Collected and Probable for the year			75,849,796
46	Deduct 1. Original Estimate of Miscellaneous Revenue (F-19, Column 1)			112,728,020
47	and (Y-11) 2. Surplus Applied in Supplemental dated			20
48	and (Y-12) 3. Surplus Applied in Supplemental dated			20
49	and 4. Deficiency in "Plan of Financing" Appropriations (Y-14)			
50	Original Estimate of Fund Balance			73,652,443
51	Total Already Applied			13,996,869
52	Surplus Available (Not to Exceed Surplus on D-29)			105,693,802
				7,034,216

NOTE: 1. Include all lawful estimates such as original and state aid estimate by Excess Board for Schools  
2. No authority for remainder of year more than the balance of lawfully approved miscellaneous estimate


GENERAL FUND ON LAST DAY OF MONTH OF JUNE, 2020  
OKLAHOMA COUNTY, OKLAHOMA

Exhibit "M" Appropriation Summary				
		1 FOR WARRANTS	2 FOR INTEREST	3 TOTAL
1	Original Estimate "Made and Approved" as filed with State Auditor			
2	Increase due to Supplemental Appropriation dated	105,693,802		105,693,802
3	Increase due to Supplemental Appropriation dated			20
4				
5	Total Appropriations Approved			0
6	Cancellations and Reserves	105,693,802		105,693,802
7	Reserved for Pending Appropriation Protest on Items not included in 68 O.S. § 3032			
8	Canceled by Court Order			
9	Canceled by Excess Board under authority of 68 O.S. § 3023			
10				
11	Total Cancellation and Reserves			
12	Net Approved Appropriations	105,693,802		105,693,802

Exhibit "Y" Method of Financing Appropriations				
		1 DETAIL	2 TOTAL	3 EXTENSION
1	Equalized Certified and Extended 10.15 Mills Assessed Valuation \$7,970,017,693 Levy Certified			
2	Gross Proceeds of Levy Certified to State Auditor	82,489,683	82,489,683	
3	Deduct 1. Gross Proceeds of Mills Canceled by Excess Board 68 O.S. § 3021	(945,093)	(945,093)	
4	and 2. Gross Proceeds of Mills Canceled by Court Order			
5	and 3. Gross Proceeds of Mills for Levy Protests still pending			
6	Balance Gross Proceeds of Levy free of Protests			
7	Deduct Reserve at 10% for Delinquencies (1/11 if at 10%)	81,544,589	81,544,589	
8	Net Tax Available to Finance Appropriations		7,584,980	
9	Surplus Cash of Prior Year on hand July 1 (Examine Tax Court J.E. for adjustments)			
10	Protest Tax Refund Unclaimed fully released Jul 1 (Examine Tax Court J.E. for adjustments)			
11	Estimate of all Misc. Incomes other than Current Tax (Exhibit "F" Column 1, Line 19)			
12	Surplus Collections added by Supplement dated		17,899,895	
13	Surplus Collections added by Supplement dated		20	
14	Total Finance free of Protests to Cover Exhibit "M", Line 11, Column 3			
15	Note any deficiency in Plan of Finance (Any Excess of M-11-3 over Y-13) (See F-28)		107,029,464	

Exhibit "D" Current Cash				
Receipts, Disbursements and Balance Sheet Condition				
		1 DETAIL	2 TOTAL	3 EXTENSION
1	Cash Surplus of Prior Year Actually on Hand July 1 (Y-6)			
2	Released Unclaimed Protest Tax Refund on Hand July 1 (Note 2) (Y-9)	18,978,327		
3				
4	Current Tax Apportioned			
5	Miscellaneous Income Other Than Current Tax Apportioned (F-19, Column 2)			
6		17,899,895		
7	Total Balance and Receipts			
8	Current Warrants Paid	36,878,222		
9	Interest Paid Thereon			
10				
11	Total Disbursements			
12	(Publish) BALANCE SHEET Current Assets			
13	Balance Cash on Hand on date shown in caption above			
14	Net Current Tax Available Free of all Protests and Reserves (Y-7)	18,978,327	18,978,327	
15	Deduct Current tax Apportioned (D-4)			
16	Net Balance Current Tax in Process of Collection (To Column 3)			
17	Balance of Original Estimate of Miscellaneous Income (F-19, Column 3)		75,849,796	
18	Total Assets	17,899,895	17,899,895	
19	Current Liabilities and Reserves		112,728,018	
20	Appropriations Available for Warrant Issues (M-11, Column 1)			
21	Deduct Warrants Issued to Date in Caption	105,693,802		
22	Balance Appropriations Available (To Column 3)			
23	Current Warrants Outstanding on Date in Caption (D-19 Less D-8)	105,693,802	105,693,802	
24	Provisions Made for Interest on Current Warrants (M-11, Column 2)			
25	Deduct Interest Provision Used to Date (D-3)			
26	Residue of Interest Provisions (If More is Needed, Enter in Schedule 2)			
27				
28	Total Liabilities and Reserves			
29	Deficit		105,693,802	
30	Surplus - (If Correctly Prepared Will Agree With F-3.1)			7,034,216

ASSESSED VALUATION  
OF  
OKLAHOMA COUNTY  
FOR YEAR 2020





**ASSESSED VALUATION OF OKLAHOMA COUNTY FOR YEAR 2020**

<u>SPECIAL DISTRICTS</u>	<u>PERSONAL</u>	<u>PUBLIC SERVICE</u>	<u>REAL ESTATE</u>	<u>TOTAL VALUE</u>	<u>HOMESTEAD EXEMPTION</u>	<u>*VETERAN EXEMPTION</u>	<u>NET VALUE</u>
ARDON COOPER TECH CTR #5	284,688	1,160,479	8,930,619	10,375,786	253,865	352,178	9,769,943
NADIAN VALLEY TECH CTR #6	1,319,008	2,742,880	101,861,294	105,923,182	1,848,000	2,109,880	101,565,302
MOORE NORMAN TECH CTR #17	809,417	2,313,423	25,885,347	29,008,187	633,000	1,566,595	26,808,592
ANCIS TUTTLE TECH CTR #21 LESS TIF	357,519,242	75,338,991	3,437,441,459	3,870,299,691	47,580,753	32,007,225	3,790,701,713 ✓
METRO TECH CTR #22 LESS TIF	259,457,169	104,347,085	1,592,734,381	1,956,538,635	24,543,295	8,416,935	1,923,578,405 ✓
EASTERN OK CO TECH CTR #23 LESS TIF	13,631,637	80,989,224	313,972,975	408,593,836	8,340,099	13,383,124	386,870,613 ✓
ROSE STATE COLLEGE LESS TIF	97,234,884	29,385,892	603,875,367	730,496,143	15,128,486	19,014,827	666,352,830 ✓
OKLA CITY COMM COLLEGE LESS TIF	288,130,869	48,679,647	599,602,975	936,413,491	12,405,617	2,806,216	921,201,658 ✓
UNASSSESSED SPECIAL DISTRICT	12,081,669	1,550,134	100,625,407	114,257,210	720,000	768,633	112,768,577
<b>TOTAL SPECIAL DISTRICTS</b>	<b>1,030,468,583</b>	<b>346,507,755</b>	<b>6,784,929,823</b>	<b>8,161,906,161</b>	<b>111,462,915</b>	<b>80,425,613</b>	<b>7,970,017,633</b>
<b>SPECIAL DISTRICT INCREMENT</b>							
METRO TECH #22 TIF 1 INCREMENT	(659,024)	0	1,604,341	745,317	(1,000)	0	746,317
METRO TECH #22 TIF 2 INCREMENT	11,354,271	0	173,557,583	184,911,854	81,269	292,046	184,538,539
METRO TECH #22 TIF 4 INCREMENT	0	0	10,467	10,467	(1,292)	0	11,759
METRO TECH #22 TIF 7 INCREMENT	80,480	0	3,667,410	3,747,890	23,797	0	3,724,093
METRO TECH #22 DEVON TIF 8 INCREMENT	6,168,693	0	53,563,593	59,732,286	0	0	59,732,286
METRO TECH #22 VILLAGE TIF 1 INCREMENT	168,078	0	7,637,290	7,805,368	96,000	79,187	7,630,181
METRO TECH #22 VILLAGE TIF 4 INCREMENT	21	0	2,419	2,440	0	0	2,440
METRO TECH #22 OKC TIF 8 INCREMENT	(165,992)	0	1,524,284	1,358,292	(6,728)	(215)	1,365,235
METRO TECH #22 OKC TIF 10 INCREMENT	492,788	0	1,862,991	2,355,779	0	0	2,355,779
METRO TECH #22 OKC TIF 11 INCREMENT	883,156	0	5,836,490	6,521,646	0	0	6,521,646
METRO TECH #22 OKC TIF 13 INCREMENT	186,320	0	3,615,094	3,801,414	0	0	3,801,414
FRANCIS TUTTLE #21 TIF 4 INCREMENT	660,568	0	4,059,199	4,719,767	(1,000)	0	4,720,767
FRANCIS TUTTLE #21 BETHANY TIF 2 INCREMENT	194,281	0	114,500	308,781	(1,000)	0	309,781
OKC COMM COLLEGE TIF 4 INCREMENT	786,958	0	4,931,174	5,718,132	0	0	5,718,132
OKC COMM COLLEGE LAS ROSAS TIF 6 INCREMENT	250	0	689,689	689,939	39,000	12,100	618,839
COMM COLLEGE WHEELER PARK TIF 12 INCREMENT	(65,652)	0	1,469,320	1,403,668	4,000	0	1,399,668
ROSE STATE TIF 2 INCREMENT	974,887	0	4,032,098	5,006,985	(1,000)	2,845	5,005,140
ROSE STATE TIF 8 INCREMENT	427,838	0	719,265	1,147,103	0	14,408	1,132,695
EASTERN OK CO TECH CTR #23 TIF 1 INCREMENT	1,258,490	0	9,911,132	11,169,622	93,000	152,151	10,924,471
<b>TOTAL TIF INCREMENTS</b>	<b>22,548,401</b>	<b>0</b>	<b>278,580,339</b>	<b>301,136,740</b>	<b>325,046</b>	<b>552,522</b>	<b>300,259,172</b>
<b>TOTAL ASSESSED VALUE</b>	<b>1,053,014,984</b>	<b>346,507,755</b>	<b>7,063,520,162</b>	<b>8,463,042,901</b>	<b>111,787,961</b>	<b>80,978,135</b>	<b>8,270,276,805</b>

**ASSESSED VALUATION OF OKLAHOMA COUNTY FOR YEAR 2020**

<u>CITIES</u>	<u>PERSONAL</u>	<u>PUBLIC SERVICE</u>	<u>REAL ESTATE</u>	<u>TOTAL VALUE</u>	<u>HOMESTEAD EXEMPTION</u>	<u>*VETERAN EXEMPTION</u>	<u>NET VALUE</u>
THANY LESS TIF	5,590,000	3,643,966	102,477,507	111,711,473	2,940,000	818,726	107,952,747 ✓
OCTAW LESS TIF	1,853,279	3,798,733	95,668,779	101,318,791	2,464,971	4,867,639	93,986,181 ✓
L CITY	13,553,868	5,071,239	98,999,169	117,624,376	3,371,000	1,790,159	112,463,217 ✓
MOND	59,356,302	14,969,693	1,139,738,805	1,214,064,800	15,096,000	10,695,706	1,188,273,094
REST PARK	936,298	293,512	11,323,226	12,553,036	285,000	503,347	11,764,689
RRAH LESS TIF	1,686,273	1,818,087	34,332,793	37,837,153	954,976	1,369,256	35,512,921
INES	1,199,233	843,772	15,201,938	17,244,943	455,000	394,651	16,395,292
KE ALUMA	547	22,757	3,641,275	3,664,579	26,000	0	3,638,579
HER	844,716	45,889,735	9,345,802	56,080,253	251,853	109,658	55,718,742
WEST CITY LESS TIF	37,385,359	13,789,090	328,772,814	379,947,263	8,499,492	10,029,310	361,418,461 ✓
HOLS HILLS	2,762,073	856,267	161,356,877	164,975,217	969,000	347,500	163,658,717 ✓
OMA PARK	1,042,420	700,994	12,135,200	13,878,614	433,121	387,882	13,057,811
LAHOMA CITY LESS TIF	874,590,127	218,409,523	4,394,391,138	5,487,390,788	67,688,133	42,622,875	5,377,079,780 ✓
ITH VILLAGE	109	17,414	265,754	283,277	11,000	23,803	248,474
ENCER	1,266,806	928,188	15,640,066	17,835,160	702,747	581,099	18,551,314
E VILLAGE LESS TIF	7,011,736	1,787,186	82,199,631	90,998,555	1,744,000	649,937	88,604,618 ✓
LLEY BROOK	566,802	101,248	1,782,628	2,450,678	86,659	9,354	2,354,525
ARR ACRES	7,147,571	1,862,516	65,315,888	74,325,975	1,587,250	612,014	72,128,711 ✓
ODLAWN PARK	378,124	46,010	1,722,617	2,146,751	45,000	44,809	2,056,942
<u>ITAL CITIES</u>	<u>1,017,171,845</u>	<u>314,847,930</u>	<u>6,574,311,907</u>	<u>7,906,331,682</u>	<u>107,611,202</u>	<u>75,857,765</u>	<u>7,722,862,715</u>
<u>ITAL TOWNSHIPS</u>	<u>13,296,738</u>	<u>31,659,825</u>	<u>210,617,916</u>	<u>255,574,479</u>	<u>3,851,713</u>	<u>4,567,848</u>	<u>247,154,918</u>
<u>ITAL COUNTY</u>	<u>1,030,468,583</u>	<u>346,507,755</u>	<u>6,784,929,823</u>	<u>8,161,906,161</u>	<u>111,462,915</u>	<u>80,425,613</u>	<u>7,970,017,633</u> ✓
<b>COUNTY INCREMENT</b>							
COUNTY OKC TIF 1 INCREMENT	(859,024)	0	1,604,341	745,317	(1,000)	0	746,317
COUNTY OKC TIF 2 INCREMENT	11,354,271	0	173,557,583	184,911,854	81,269	292,046	184,538,639
COUNTY OKC TIF 4 INCREMENT	1,447,526	0	9,000,840	10,448,366	(2,292)	0	10,450,659
COUNTY OKC TIF 6 INCREMENT	250	0	669,689	669,939	39,000	12,100	618,839
COUNTY OKC TIF 7 INCREMENT	80,480	0	3,667,410	3,747,890	23,797	0	3,724,083
COUNTY OKC TIF 8 INCREMENT	6,168,693	0	53,563,593	59,732,286	0	0	59,732,286
COUNTY OKC TIF 9 INCREMENT	261,846	0	2,243,549	2,505,395	(6,726)	14,193	2,497,930
COUNTY OKC TIF 10 INCREMENT	492,788	0	1,862,991	2,355,779	0	0	2,355,779
COUNTY OKC TIF 11 INCREMENT	883,156	0	5,638,490	6,521,646	0	0	6,521,646
COUNTY OKC TIF 12 INCREMENT	(65,652)	0	1,469,320	1,403,658	4,000	0	1,399,658
COUNTY OKC TIF 13 INCREMENT	186,320	0	3,615,094	3,801,414	0	0	3,801,414
COUNTY VILLAGE TIF 1 INCREMENT	168,078	0	7,637,290	7,805,368	96,000	79,187	7,630,181
COUNTY VILLAGE TIF 4 INCREMENT	21	0	2,419	2,440	0	0	2,440
COUNTY M/W/C TIF 2 INCREMENT	974,887	0	4,032,098	5,006,985	(1,000)	2,845	5,005,140
COUNTY BETHANY TIF 2 INCREMENT	194,281	0	114,500	308,781	(1,000)	0	309,781
COUNTY CHOCTAW TIF 1 INCREMENT	1,252,778	0	3,388,274	4,641,052	20,000	17,236	4,603,816
COUNTY HARRAH TIF 1 INCREMENT	5,712	0	6,522,858	6,528,570	73,000	134,915	6,320,655
<b>TOTAL TIF INCREMENTS</b>	<b>22,546,401</b>	<b>0</b>	<b>278,590,339</b>	<b>301,136,740</b>	<b>325,046</b>	<b>552,522</b>	<b>300,259,172</b>
<b>ITAL ASSESSED VALUE</b>	<b>1,053,014,984</b>	<b>346,507,755</b>	<b>7,063,520,162</b>	<b>8,463,042,901</b>	<b>111,787,961</b>	<b>80,978,135</b>	<b>8,270,276,805</b>

Exemption on Homesteaded property for veterans classified as 100% disabled by the U.S. Department of Veterans Affairs or for their surviving spouse.


**ASSESSED VALUATION OF OKLAHOMA COUNTY FOR YEAR 2020**

<u>SCHOOL DISTRICTS</u>	<u>PERSONAL</u>	<u>PUBLIC SERVICE</u>	<u>REAL ESTATE</u>	<u>TOTAL VALUE</u>	<u>HOMESTEAD EXEMPTION</u>	<u>*VETERAN EXEMPTION</u>	<u>NET VALUE</u>
TNAM CITY #1 LESS TIF	163,892,406	26,815,248	980,168,375	1,170,865,029	18,852,250	9,418,382	1,142,595,397 ✓
THEER #3	1,670,160	50,641,986	27,156,748	79,468,894	807,119	395,937	78,265,838
THEER #3 - 189	156,508	2,640,255	13,201,334	15,998,097	163,000	205,755	15,629,342
SUBTOTAL LUTHER #3	1,826,668	53,282,241	40,358,082	95,466,991	970,119	601,692	93,895,180 ✓
OCTAW #4 LESS TIF	5,260,299	8,345,548	255,642,402	269,248,249	6,552,142	13,633,734	249,062,373 ✓
ER CREEK #6	11,539,751	9,301,226	429,360,927	450,201,904	4,559,000	4,275,288	441,367,636 ✓
RRAH #7 LESS TIF	4,310,342	18,550,561	56,383,234	79,244,137	1,680,304	2,370,474	75,193,359 ✓
INES #9	2,567,967	2,286,154	44,044,053	48,898,184	1,200,534	1,091,607	46,606,043 ✓
MOND #12	145,745,783	25,981,077	1,864,577,547	2,036,304,407	22,793,000	16,983,986	1,996,527,421
MOND #12 - 189	987,503	1,093,313	97,761,225	99,842,041	832,503	1,243,335	97,766,203
SUBTOTAL ECJUDGE #12	146,733,286	27,074,390	1,962,338,772	2,136,146,448	23,625,503	18,227,321	2,094,293,624 ✓
KDALE #29	11,245,162	1,305,611	99,725,582	112,276,355	704,000	768,633	110,803,722 ✓
LWOOD #37	15,481,300	1,379,873	35,033,264	51,894,437	790,835	666,317	50,437,285 ✓
ESTERN HEIGHTS #41	194,850,358	32,889,920	223,054,667	450,834,945	1,687,726	467,199	448,680,020
DO-DEL #52 LESS TIF	88,594,052	21,719,901	472,179,340	582,493,293	11,611,715	14,041,613	556,839,955 ✓
OOKED OAK #53	25,406,963	10,729,843	27,446,190	63,582,996	223,802	19,243	63,339,951 ✓
UTCHO #74	4,588,891	3,716,378	7,630,129	15,935,398	126,915	61,803	15,746,680 ✓
THANY #88	899,839	652,719	17,432,840	18,985,398	311,000	69,487	18,604,911 ✓
LAHOMA CITY #89 LESS TIF	339,074,932	122,014,540	1,957,344,886	2,418,434,358	34,931,405	9,970,764	2,373,532,189 ✓
LOUD #1	284,688	1,160,479	8,930,619	10,375,786	253,665	352,178	9,769,943
DORE #2	13,502,510	3,192,962	83,387,997	100,083,469	1,845,000	2,349,505	95,888,964
EDMONT #22	153,972	1,270,450	49,508,817	50,933,239	945,000	1,324,378	48,663,881
ISTANG #69	265,197	819,711	34,919,637	36,004,545	592,000	716,015	34,696,530
<b>TOTAL SCHOOL DISTRICTS</b>	<b>1,030,468,583</b>	<b>346,507,755</b>	<b>6,784,929,623</b>	<b>8,161,906,161</b>	<b>111,462,915</b>	<b>80,425,613</b>	<b>7,970,017,633</b>
<b>SCHOOL INCREMENT</b>							
OKC #89 OU HEALTH SCIENCE TIF 1 INCREMENT	(859,024)	0	1,604,341	745,317	(1,000)	0	746,317
OKC #89 DOXTOWN TIF 2 INCREMENT	11,354,271	0	173,557,583	184,911,854	81,259	292,046	184,538,539
OKC #89 DELL TIF 4 INCREMENT	765,958	0	4,941,641	5,728,599	(1,292)	0	5,729,891
OKC #89 LAS ROSAS TIF 6 INCREMENT	250	0	669,689	569,959	39,000	12,100	618,839
OKC #89 OU HEALTH CTR TIF 7 INCREMENT	80,480	0	3,667,410	3,747,890	23,797	0	3,724,093
OKC #89 DEVON TIF 8 INCREMENT	6,168,693	0	53,563,593	59,732,286	0	0	59,732,286
OKC #89 NE 23rd ST TIF 9 INCREMENT	(165,992)	0	1,524,284	1,358,292	(6,728)	(215)	1,355,235
OKC #89 VILLAGE TIF 1 INCREMENT	188,078	0	7,637,290	7,805,368	96,000	79,187	7,630,181
OKC #89 VILLAGE TIF 4 INCREMENT	21	0	2,419	2,440	0	0	2,440
OKC #89 TIF 10 1st H&I CTR INCREMENT	492,788	0	1,862,891	2,355,779	0	0	2,355,779
OKC #89 TIF 11 INNOVATION DIST INCREMENT	883,156	0	5,638,490	6,521,646	0	0	6,521,646
OKC #89 TIF 12 WHEELER PARK TIF INCREMENT	(65,662)	0	1,469,320	1,403,658	4,000	0	1,399,658
OKC #89 TIF 13 CORE 2 SHORE INCREMENT	186,320	0	3,615,094	3,801,414	0	0	3,801,414
PUTNAM CITY #1 DELL TIF 4 INCREMENT	660,568	0	4,059,199	4,719,767	(1,000)	0	4,720,767
PUTNAM CITY #1 BETHANY TIF 2 INCREMENT	194,281	0	114,500	308,781	(1,000)	0	309,781
MID-DEL #52 TIF 2 SOONER ROSE INCREMENT	974,887	0	4,032,098	5,006,985	(1,000)	2,845	5,005,140
MID-DEL #52 TIF 9 OKC NE 23rd ST INCREMENT	427,836	0	719,265	1,147,103	0	14,408	1,132,695
CHOCTAW #4 TIF 1 INCREMENT	1,252,778	0	3,388,274	4,641,052	20,000	17,236	4,603,816
HARRAH #7 TIF 1 INCREMENT	5,712	0	6,522,856	6,528,570	73,000	134,915	6,320,655
TOTAL TIF INCREMENTS	22,546,401	0	278,580,339	301,136,740	325,048	552,522	300,259,172
<b>TOTAL ASSESSED VALUE</b>	<b>1,053,014,984</b>	<b>346,507,755</b>	<b>7,063,520,162</b>	<b>8,463,042,901</b>	<b>111,787,961</b>	<b>80,978,135</b>	<b>8,270,276,805</b>


ASSESSED VALUATION OF OKLAHOMA COUNTY FOR YEAR 2020


OKLAHOMA CITY, OKLAHOMA  
OKLAHOMA COUNTY  
STATE OF OKLAHOMA

Total Valuation of Oklahoma County, CERTIFIED THIS 18<sup>th</sup> DAY OF August, 2020.

  
LARRY STEIN, COUNTY ASSESSOR  
OKLAHOMA COUNTY, OKLAHOMA

SUBSCRIBED AND SWORN TO BEFORE ME THIS 18<sup>th</sup> DAY OF August, 2020



  
DAVID B. HOOTEN, COUNTY CLERK  
OKLAHOMA COUNTY, OKLAHOMA



LARRY STEIN  
OKLAHOMA COUNTY ASSESSOR

320 ROBERT S. KERR, #313 • OKLAHOMA CITY, OKLAHOMA 73102  
(405) 713-1200 FAX (405) 713-1853 www.oklahomacounty.org/assessor

August 18, 2020

The Honorable David B. Hooten  
Oklahoma County Clerk  
320 Robert S. Kerr Avenue  
Oklahoma City, OK 73102

This is to inform you the certification of the 2020 Assessment Rolls incentive overlap area for Metro Tech #22, Francis Tuttle Tech #21, & Moore/Norman Tech #17 contains the following: (Tax Districts 141, 189, 300, 300TF4D, 300TF6D, 300TF12D, 302, 341, 353, 402, 700)


<u>OKC Community College Incentive/Overlap Areas</u>	<u>Personal</u>	<u>Public Service</u>	<u>Net Real Estate</u>	<u>Net Valuation</u>
Metro Tech #22 less TIFs	115,951,217	27,058,315	372,876,790	515,886,322
Francis Tuttle Tech #21	159,486,559	20,741,793	156,006,612	336,234,964
Moore/Norman Tech #17	12,693,093	879,539	55,507,740	69,080,372
<u>TOTAL OKC Comm College</u>	<u>288,130,869</u>	<u>48,679,647</u>	<u>584,391,142</u>	<u>921,201,658</u>

TIF Valuations - OKC OCC

Dell TIF #4	786,958	0	4,931,174	5,718,132
Los Rosas TIF #6	250	0	618,589	618,839
Wheeler Park TIF #12	(65,662)	0	1,465,320	1,399,658

I hope you find this information satisfactory for your requirements.

Sincerely,



LARRY STEIN  
COUNTY ASSESSOR

**MISSION STATEMENT**

We dedicate ourselves to provide the citizens of Oklahoma County fair, equitable assessments. We will not compromise our integrity for personal gain or accommodation, but will faithfully apply policies and practices with honesty, reliability and respect. We are committed to a quality of service beyond the norm and to diligently safeguard the public trust.



LARRY STEIN  
OKLAHOMA COUNTY ASSESSOR

320 ROBERT S. KERR, #313 • OKLAHOMA CITY, OKLAHOMA 73102  
(405) 713-1200 FAX (405) 713-1853 www.oklahomacounty.org/assessor

August 18, 2020


The Honorable David B. Hooten  
Oklahoma County Clerk  
County Office Building  
320 Robert S. Kerr Avenue  
Oklahoma City, OK 73102

This is to inform you on the 2020 Assessment Rolls the Hickory Hills Fire Protection District #1 and the Deer Creek Fire Protection District #2 contain the following:

	Hickory Hills Fire District #1	Deer Creek Fire District #2
	<u>ASSESSED VALUATION</u>	<u>ASSESSED VALUATION</u>
REAL ESTATE	10,791,167	92,316,983
PERSONAL	321,830	1,990,506
PUBLIC SERVICE	<u>370,505</u>	<u>3,483,560</u>
TOTAL ASSESSED	11,483,502 ✓	97,791,049 ✓

I hope you find this information is satisfactory for your requirements.

Sincerely,



LARRY STEIN  
COUNTY ASSESSOR

MISSION STATEMENT

We dedicate ourselves to provide the citizens of Oklahoma County fair, equitable assessments. We will not compromise our integrity for personal gain or accommodation, but will faithfully apply policies and practices with honesty, reliability and respect. We are committed to a quality of service beyond the norm and to diligently safeguard the public trust.